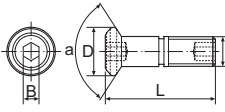
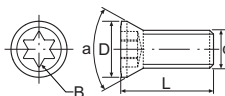
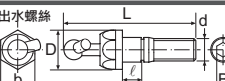
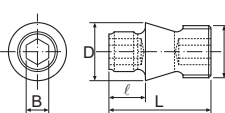
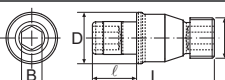
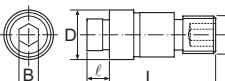


螺絲	型號 Model No	在庫 Stock	d	螺距 Pitch	L	D	B	a	b	ℓ
	CS60E	●	M6	1	21.6	9.5	30	114	—	—
	平頭螺絲									
	CS18	●	M1.8	0.35	4	2.5	T6	50	—	—
	CS20	●	M2	0.4	5	2.85	T6	60	—	—
	CS22	●	M2.2	0.45	5	3	T7	60	—	—
	CS25	●	M2.5	0.45	6.5	3.65	T8	60	—	—
	CS25048	●	M2.5	0.45	4.74	3.6	T8	60	—	—
	CS30	●	M3	0.5	7	4.3	T10	60	—	—
	CS30A	●	M3	0.5	5.53	4	T8	43	—	—
	CS35	●	M3.5	0.6	8	5.5	T15	60	—	—
	CS35W	●	M3.5	0.6	6.8	4.6	T10	61	—	—
	CS35115	●	M3.5	0.6	11	5.5	T15	60	—	—
	CS40	●	M4	0.7	10	5.8	T15	60	—	—
	CH40	●	M4	0.7	8	5.05	T15	40	—	—
	CS45	●	M4.5	0.75	11	6.8	T15	60	—	—
	CS45115	●	M4.5	0.75	15	6.9	T15	60	—	—
	CS50	●	M5	0.8	12	7.3	T20	58	—	—
CS60	●	M6	1	17	8	T20	43	—	—	
	CS80AJET	●	M8	1	42.5	12.5	4	—	11	9.3
	CS80BJET	●	M8	1	37.5	12.5	4	—	11	9.1
	CS80CJET	●	M8	1	36.75	12.5	4	—	11	—

(二) 中心銷 Screw Of Shim

	型號 Model No	在庫 Stock	d	螺距 Pitch	L	D	B	ℓ
 <p>* 僅右螺旋側有扳手孔</p>	LCS-509	●	M5	0.8	9.5	5.4	2	3.4
	LCS-510	●	M5	0.8	11	5.4	2	4.9
	LCS-511	●	M5	0.8	11	5.7	2.5	5
	* LT-1	●	M5	0.8	10.25	5.55	2.5	4.2
	* LT-2	●	M5	0.8	11	5.5	2.5	5
	* LW-3	●	M5	0.8	11	5.7	2.5	5
	LCS-513	●	M5	0.8	13	6.2	2	4.65
	LCS-617	●	M6.3	1	17.2	7.8	3	5.3
	LCS-619	●	M6.3	1	18.5	7.8	3	6.7
	LD-1	●	M6	1	21.3	7.8	3	3.5
	LT-3	●	M5	0.8	18.5	6.2	2.5	4.1
	LT-4	●	M5	0.8	19	6.2	2.5	4.3
	LW-4	●	M6	1	19	7.8	3	3.65
	LW-4B	●	M6	1	14.6	7.8	3	3.2
	LW-5	●	M8	1	23.6	10.5	4	5.5