



# Convenient Type Machine Vice



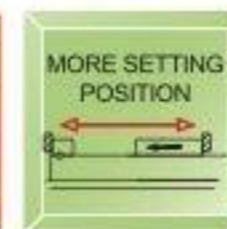


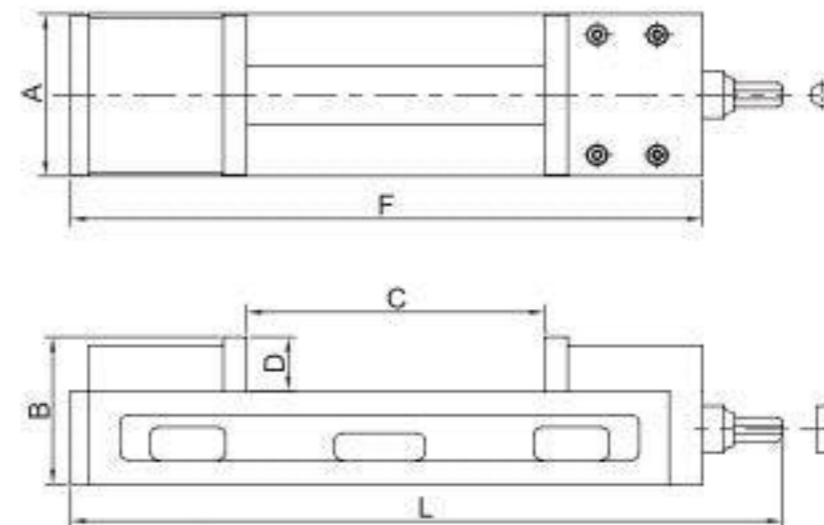

**NEW**



- Moveable jaw located at outer end and align surface for workpiece is in front of operator. It is convenient for loading or unloading workpiece on such design of vise.
- The overall length of this vise is shorter than other similar vises, but keep the more jaw opening. Save space on work table.
- Extra opened
- Semi-spherical segment eliminates jaw lifting and workpiece tilting.
- Time & energy saving
- Width 100 mm opened 180 mm.

**MOVEABLE JAW**

**FIXED JAW**



| ORDER NO. | A   | B  | C OPEN | D  | E  | F   | L   | Max. Clamp Force (kgf) | Weas (kgs) | CODE NO. |
|-----------|-----|----|--------|----|----|-----|-----|------------------------|------------|----------|
| VCM-47    | 108 | 98 | 180    | 36 | 62 | 420 | 470 | 450                    | 17.7       | 4005-080 |