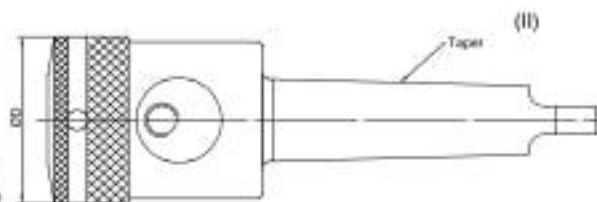
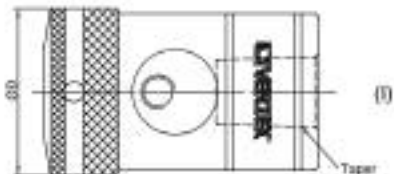


VTA13

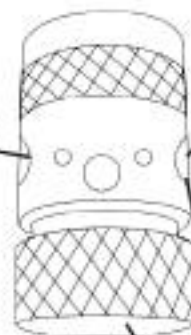


TAP CHUCK WRENCH



Extra Purchase Welcome.

lock anticlockwise tightly, and open when it is clockwise.



double-head screw

lock clockwise tightly, and open when it is anticlockwise.

fore sleeve

- THE DESIGN CAN PREVENT THE TAPS CHUCK FROM LOOSENING AFTER TAPPING.
- SUIT FOR VARIOUS TAPS. LARGE TAPPING CAPACITY. HIGH POWER TORSION.

ORDER NO.		TAPPING CAPABILITY		D	Taper	N.W (kg)	CODE NO.
		mm	inch				
VTA13-1	I	M3-M12	W1/8"~W1/2"	43	J6	0.55	3404-000
VTA13-2	I			43	B16	0.76	3404-007
VTA13-3	II			47	MT2	0.76	3404-008
VTA16-1	I	M3-M16	W1/8"~W5/8"	54	J3	1	3404-016
VTA16-2	I			54	B18	1	3404-017
VTA16-3	II			48.5	MT2	0.9	3404-018
VTA16-4	II			48.5	MT3	1.1	3404-019
VTA18-2	II	M9-M18	W3/8"~W3/4"	51	MT2	0.924	3404-019A
VTA18-3	III			51	MT3	1.074	3404-019B