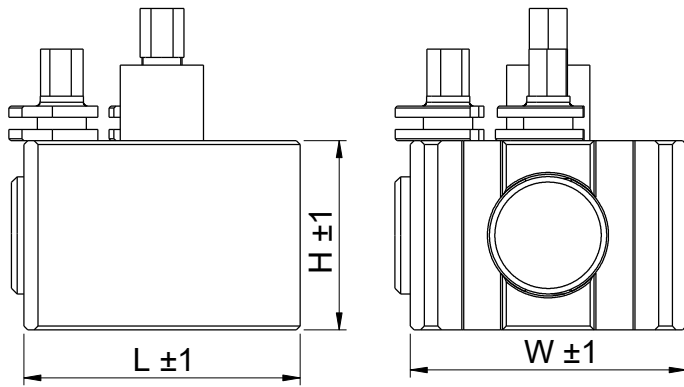
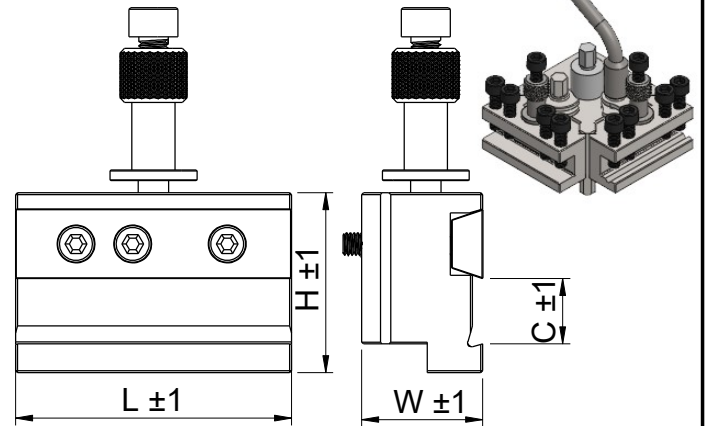


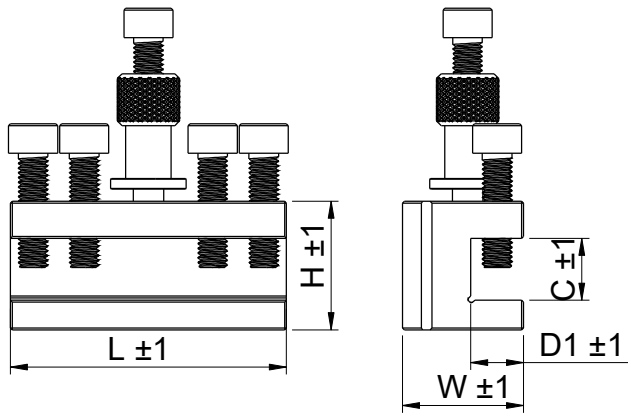
# Quick Change Set



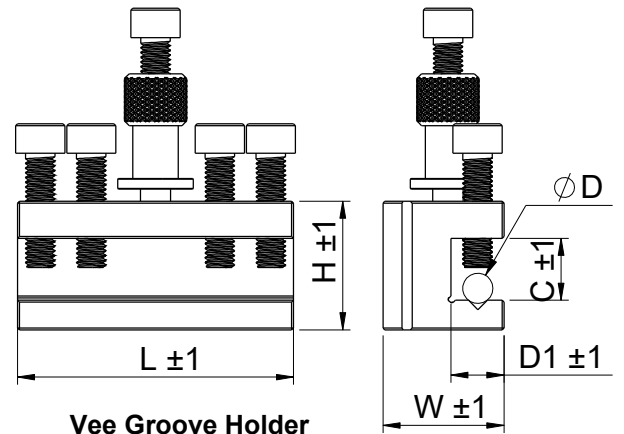
**Quick Change Tool Post**  
Order no: 390200



**Parting Tool Holder**  
Order no: 390212



**Turning Tool Holder Std**  
Order no: 390204



**Vee Groove Holder**  
Order no: 390208

## TECHNICAL DATA

Ordering No.	Item	Qty.	Length (L)		Width(W)		Height (H)		Capacity (C)		Groove Depth (D1)		Max Diametre (D)		Net Weight
			Nos.	Inch	mm	Inch	mm	Inch	mm	Inch	mm	Inch	mm	Inch	
390300	Quick Change Tool Post	1	2.1/4	58	2.1/4	58	1.1/2	38	-	-	-	-	-	-	2.1
	Turning Tool Holder	2	2.1/4	58	1.1/8	28	1.1/8	28	1/2	13	7/16	11	-	-	
	Parting Tool Holder	1	2.1/4	58	1.1/8	28	1.1/4	32	1/2	13	-	-	-	-	
	Vee Groove Holder	1	2.1/4	58	1.1/8	28	1.1/8	28	1/2	13	7/16	11	1/2	13	

**SOBA® SHOBHA INDUSTRIES Pvt.Ltd.**

CLIENT:

	NAME	DATE	SIGN.	Linear Dimensions (mm)		
DRAWN BY	SACHIN GARG	08.01.24		Above	Upto	Deviation
CHECKED BY	SACHIN GARG	08.01.24		0.5	6	±0.1
APPROVED BY	KUNDAN ASGOLA	09.01.24		6	30	±0.2
				30	120	±0.3
Q.C BY	VISHAL	09.01.24		120	400	±0.5
				400	1000	±0.8
				1000	2000	±1.2

TITLE: **Quick Change Sets**

PART DESCRIPTION:

DWG NO. **390300** SCALE: **NTS**

FILE NO: PART NO:

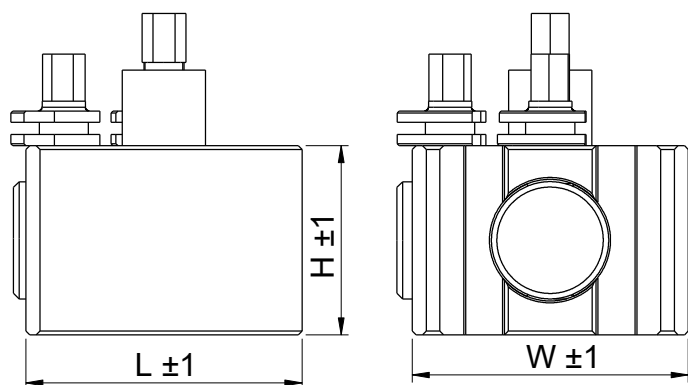
This Drawing is the sole property of Shobha Industries Pvt. Ltd. It should not be copied or communicated to any without the written approval of the Director/Managers.

MATERIAL:	PAINT:
WEIGHT:	BLACKEN:
SHEET NO. 1 OF 1	

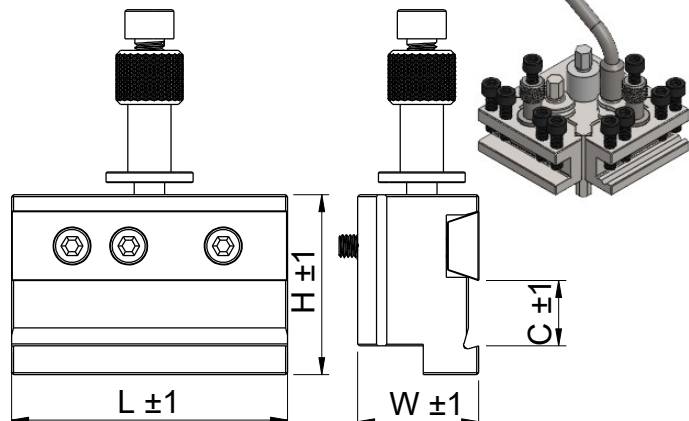
REVISD BY	NAME	DATE	SIGN.	SHEET FORMAT
				<b>A4</b>

All Dimensions are in mm UNLESS OTHERWISE SPECIFIED.

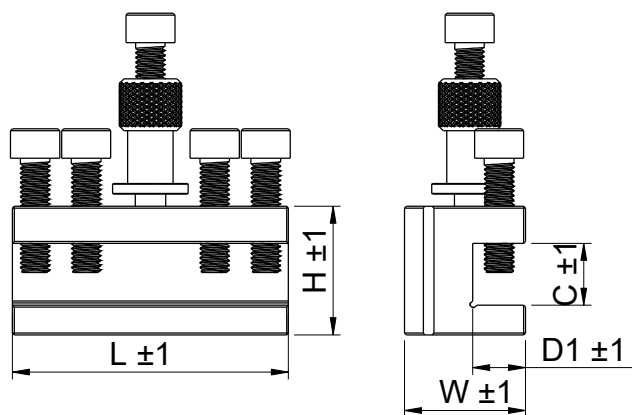
# Quick Change Set



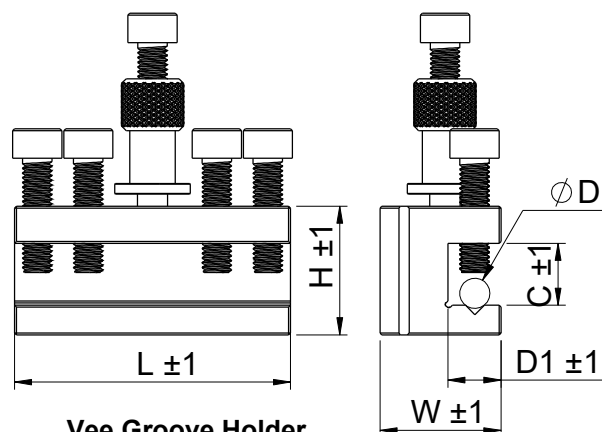
**Quick Change Tool Post**  
Order no: 390230



**Parting Tool Holder**  
Order no: 390242



**Turning Tool Holder Std**  
Order no: 390234



**Vee Groove Holder**  
Order no: 390238

## TECHNICAL DATA

Ordering No.	Item	Qty.	Length (L)		Width(W)		Height (H)		Capacity (C)		Groove Depth (D1)		Max Diametre (D)		Net Weight
			Nos.	Inch	mm	Inch	mm	Inch	mm	Inch	mm	Inch	mm	Inch	
390301	Quick Change Tool Post	1	2.7/8	73	2.7/8	73	2	51	-	-	-	-	-	-	4.0
	Turning Tool Holder	2	2.7/8	73	1.1/4	32	1.3/8	34	5/8	16	9/16	14	-	-	
	Parting Tool Holder	1	2.7/8	73	1.1/4	32	1.7/8	48	3/4	19	-	-	-	-	
	Vee Groove Holder	1	2.7/8	73	1.1/4	32	1.3/8	34	5/8	16	9/16	14	5/8	16	

**SOBA® SHOBHA INDUSTRIES Pvt.Ltd.**

CLIENT:

	NAME	DATE	SIGN.	Linear Dimensions (mm)		
DRAWN BY	SACHIN GARG	08.01.24		Above	Upto	Deviation
CHECKED BY	SACHIN GARG	08.01.24		0.5	6	±0.1
APPROVED BY	KUNDAN ASGOLA	09.01.24		6	30	±0.2
				30	120	±0.3
Q.C BY	VISHAL	09.01.24		120	400	±0.5
				400	1000	±0.8
				1000	2000	±1.2

TITLE: **Quick Change Sets**

PART DESCRIPTION:

DWG NO. **390301** SCALE: **NTS**

FILE NO: PART NO:


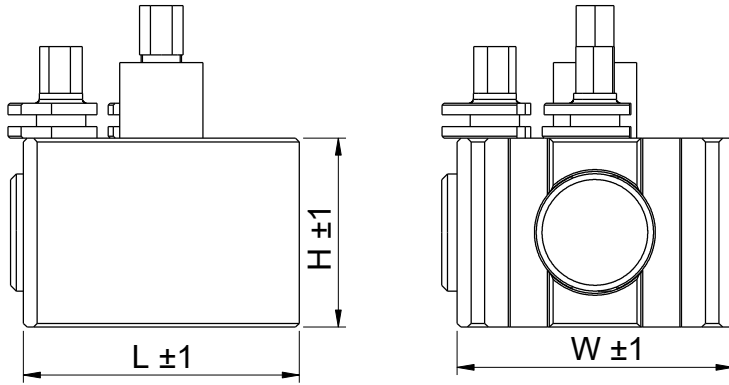
This Drawing is the sole property of Shobha Industries Pvt. Ltd. It should not be copied or communicated to any without the written approval of the Director/Managers.

	MATERIAL:	PAIN T :
	WEIGHT :	BLACKEN :
	SHEET NO. 1 OF 1	

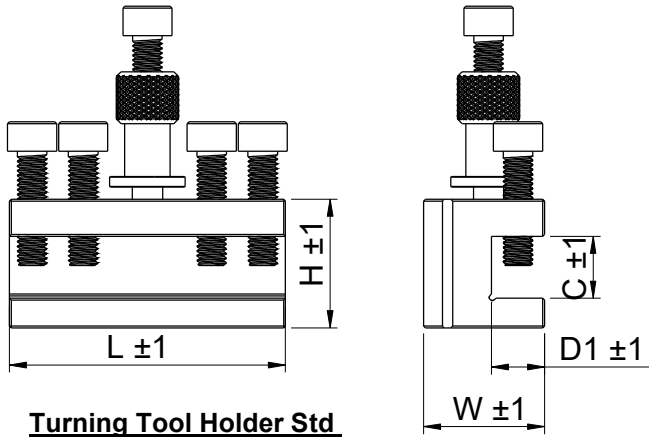
REVISD BY	NAME	DATE	SIGN.	SHEET FORMAT
				<b>A4</b>

All Dimensions are in mm UNLESS OTHERWISE SPECIFIED.

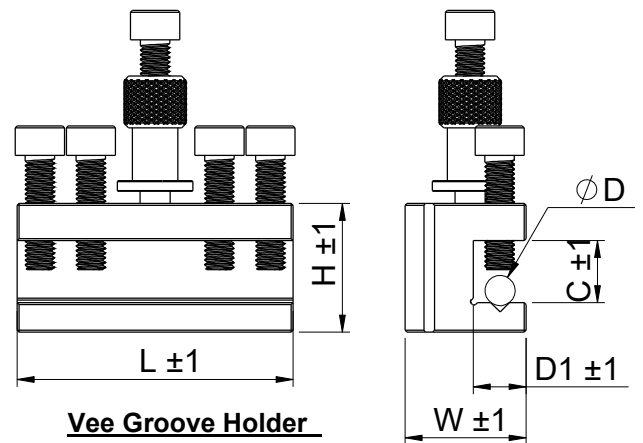
# Quick Change Set



**Quick Change Tool Post**  
**Order no: 390260**



**Turning Tool Holder Std**  
**Order no: 390264**



**Vee Groove Holder**  
**Order no: 390268**

## TECHNICAL DATA

Ordering No.	Item	Qty.	Length (L)		Width(W)		Height (H)		Capacity (C)		Groove Depth (D1)		Max Diametre (D)		Net Weight
			Nos.	Inch	mm	Inch	mm	Inch	mm	Inch	mm	Inch	mm	Inch	
390302	Quick Change Tool Post	1	3.3/4	95	3.3/4	95	2.7/8	73	-	-	-	-	-	-	7.8
	Turning Tool Holder	2	3.7/8	98	1.5/8	39	2	51	1	25	11/16	18	-	-	
	Vee Groove Holder	1	3.7/8	98	1.5/8	39	2	51	1	25	11/16	18	3/4	19	

**SOBA® SHOBHA INDUSTRIES Pvt.Ltd.**

CLIENT:

NAME	DATE	SIGN.	Linear Dimensions (mm)			TITLE:			
DRAWN BY	SACHIN GARG	08.01.24	Above	Up to	Deviation	Quick Change Sets			
CHECKED BY	SACHIN GARG	08.01.24	0.5	6	±0.1				
APPROVED BY	KUNDAN ASGOLA	09.01.24	6	30	±0.2	PART DESCRIPTION:			
Q.C BY	VISHAL	09.01.24	30	120	±0.3				
			120	400	±0.5	DWG NO. <span style="font-size: 1.2em;">390302</span> SCALE: <span style="font-size: 1.2em;">NTS</span>			
			400	1000	±0.8				
			1000	2000	±1.2	FILE NO: _____ PART NO: _____			
	MATERIAL:	PAINT:	REVISD BY			NAME	DATE	SIGN.	SHEET FORMAT
	WEIGHT:	BLACKEN:							
SHEET NO. 1 OF 1			All Dimensions are in mm UNLESS OTHERWISE SPECIFIED.						