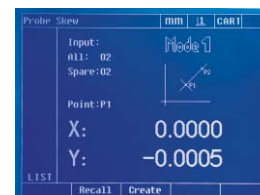


PROFILE PROJECTORS(BASIC TYPE)



digital readout

- LCD digital readout
- linear encoder 3-axis display
- measuring function




ISP-R200

OPTIONAL ACCESSORIES



lens



rotary table



overlay chart (protractor with 1° graduation, radius with 1mm increment)










200mm calibration scale

STANDARD DELIVERY

Main unit	1 pc
10X lens	1 pc
Foot-switch	1 pc
Anti-dust cover	1 pc

SPECIFICATION

Code		ISP-R150	ISP-T150	ISP-R200	ISP-T200
Image		erect image	inverted image	erect image	inverted image
Stage	X-Y stage travel	range: 150×50mm		range: 200×100mm	
		resolution: 0.5μm			
		accuracy: (4+L/25)μm L is the measuring length in mm			
	metal stage size	340×152mm		350×170mm	
	glass stage size	196×96mm		246×120mm	
Z (focus) travel range	100mm				
max. load capacity	30kg				
Max. workpiece height		80mm			
Magnification accuracy		±0.08%			
Projector screen		diameter: Ø312mm			
		rotation range: 0°~360°, resolution: 1" or 0.01°			
		reference lines: double cross-hairs			
Lens	magnification	10X (included)	20X (optional)	50X (optional)	100X (optional)
	view field	Ø30mm	Ø15mm	Ø6mm	Ø3mm
	working distance	77.7mm	44.3mm	38.4mm	25.3mm
Illumination		contour illumination: 24V/150W halogen lamp, brightness is adjustable			
		surface illumination: 24V/150W halogen lamp			
Digital readout	display	X-Y stage travel, screen rotation			
	output	RS232C			
	function	 measure coordinate of point			
		 measure coordinate of line			
 measure center coordinate, radius of circle with three points					
 measure distance between two objects					
 measure angle with four points or two lines					
 coordinate transform					
advanced function		 for more functions			
programming for batch measurements					
Power supply		110/220V, 50/60Hz			
Dimension (L×W×H)		788×524×1152mm			
Weight		180kg			

OPTIONAL ACCESSORIES

20X lens	ISP-T-LENS20X
50X lens	ISP-T-LENS50X
100X lens	ISP-T-LENS100X
Rotary table	ISP-T150-TABLE
	ISP-T200-TABLE
Rotary table with scale	ISP-T150-SCALETABLE
	ISP-T200-SCALETABLE
Overlay chart with clip	ISP-T-CHART
200mm calibration scale	ISP-T-SCALE200
Cabinet	ISP-T-CABINET