

HORIZONTAL PROFILE PROJECTORS



ISP-W4025



ISP-A7000E



digital readout of ISP-A7000E

- touch buttons
- USB data output to Excel and CAD
- show diagram



software CD
(included, only for
ISP-A7000E)

OPTIONAL ACCESSORY



lens



vise



rotary table



demo sample (need rotary table)



printer (only for ISP-A7000E)



50mm reading scale
(check magnification accuracy)

















300mm calibration scale (check
magnification accuracy together
with 50mm reading scale or
calibrate measuring accuracy)



Ø300mm overlay chart
(protractor with 1° graduation,
radius with 1mm increment)

To be continued

SPECIFICATION

Code		ISP-W4025			ISP-A7000E	
Edge detector		not included			included	
Lens	magnification	5X (optional)	10X (standard)	20X (optional)	50X (optional)	100X (optional)
	view field	Ø80mm	Ø40mm	Ø20mm	Ø8mm	Ø4mm
	working distance	93.7mm	103.9mm	95.1mm	65.7mm	35mm
Magnification accuracy		±0.08%				
Image		erect image				
Projector screen		diameter: Ø400mm				
		rotation range: 0°~360°, resolution: 1' or 0.01°				
		reference lines: cross-hairs				
Stage	metal stage size	450×200mm				
	turning range	±15°				
	X-Z stage travel	range: 250×150mm				
		resolution: 0.5µm				
		accuracy: (4+L/25)µm L is the measuring length in mm				
	Y (focus) travel range	100mm				
max. load capacity	50kg					
Illumination		contour illumination: 24V/150W halogen lamp, brightness is adjustable				
		surface illumination: 12V/150W halogen lamp (with 2 fibers), position is adjustable				
Data processing unit	display	X-Z stage travel, screen rotation				
	output	RS232C			RS232C, USB (data output to Excel and CAD)	
	function	 measure coordinate of point			 measure coordinate of point	
		 measure coordinate of line			 measure coordinate of line	
		 measure center coordinate, radius of circle with three points			 measure center coordinate, radius of circle with three points	
		 measure distance between two objects			 measure distance between two objects	
 measure angle with four points or two lines			 measure angle with four points or two lines			
 set origin of coordinate			 coordinate transform			
 coordinate transform			 choose measurement object automatically according to the selective point and display the result			
advanced function	—			programming for batch measurements		
Power supply		110/220V, 50/60Hz				
Dimension (L×W×H)		1215×646×1210mm				
Weight		240kg				

STANDARD DELIVERY

Main unit	1 pc
10X lens	1 pc
Overlay chart clip	4 pcs
Foot-switch	1 pc
Anti-dust cover	1 pc
Software (only for ISP-A7000E) and USB cable	1 pc

OPTIONAL ACCESSORY

5X lens	ISP-W4025-LENS5X
20X lens	ISP-W4025-LENS20X
50X lens	ISP-W4025-LENS50X
100X lens	ISP-W4025-LENS100X
Ø300mm overlay chart	ISP-A3000-CHART
50mm reading scale	ISP-A3000-SCALE50

300mm calibration scale	ISP-A3000-RULE
Demo sample	ISP-A3000-DEMO
V-block with clamp	ISP-A3000-VBLOCK
Rotary table	ISP-A3000-RTABLE
Vice	ISP-A3000-VISE
Printer (only for ISP-A7000E)	ISP-A3000-PRINTER