YE-DD24 EUROPE

YG

SOLID CARBIDE

DREAM DRILLS

PRO with/without Coolant Holes
NEW **X** with/without Coolant Holes
GENERAL with/without Coolant Holes
HIGH FEED with Coolant Holes
FLAT BOTTOM with/without Coolant Holes
INOX with Coolant Holes
ALU with Coolant Holes
MQL TYPE with Coolant Holes(10xD - 40xD)
for HIGH HARDENED STEELS HRc50-70

SELECTION GUIDE METRIC

SOLID CARBIDE DREAM DRILLS

Please visit globalyg1.com/mat for material search

◎ : Excellent ○ : Good

							PRO				X
						SERIES	DGN523	DGN526	DGN506	DGN508	DTX404
						DRILLING DEPTH	3XD	5XD	3XD	5XD	3XD
						TOOL MATERIAL	CARBIDE				CARBIDE
						LENGTH	SHORT	LONG	SHORT	LONG	STUB
						SIZE MIN	D3.0	D1.0	D3.0	D1.0	D3.0
						SIZE MAX	D20.0	D20.0	D20.0	D20.0	D20.0
						PAGE	10	12	15	17	26
						SURFACE TREATMENT	Z-Coating				RCH-Coating
ISO	VDI 3323	Material Description	Composition / Structure / Heat Treatment		HB	HRc					
P	1	Non-alloy steel	About 0.15% C	Annealed	125						
P	2	Non-alloy steel	About 0.45% C	Annealed	190	13	◎	◎	◎	◎	◎
P	3	Non-alloy steel	About 0.45% C	Quenched & Tempered	250	25	◎	◎	◎	◎	◎
P	4	Non-alloy steel	About 0.75% C	Annealed	270	28	◎	◎	◎	◎	◎
P	5	Non-alloy steel	About 0.75% C	Quenched & Tempered	300	32	○	○	○	○	○
P	6	Low alloy steel		Annealed	180	10	◎	◎	◎	◎	◎
P	7	Low alloy steel		Quenched & Tempered	275	29	◎	◎	◎	◎	◎
P	8	Low alloy steel		Quenched & Tempered	300	32	○	○	○	○	○
P	9	Low alloy steel		Quenched & Tempered	350	38	○	○	○	○	○
P	10	High alloyed steel, and tool steel		Annealed	200	15	◎	◎	◎	◎	◎
P	11	High alloyed steel, and tool steel		Quenched & Tempered	325	35	○	○	○	○	○
M	12	Stainless steel	Ferritic / Martensitic	Annealed	200	15	○	○	○	○	○
M	13	Stainless steel	Martensitic	Quenched & Tempered	240	23	○	○	○	○	○
M	14	Stainless steel	Austenitic		180	10					
K	15	Grey cast iron	Pearlitic / ferritic		180	10	◎	◎	◎	◎	◎
K	16	Grey cast iron	Pearlitic (Martensitic)		260	26	○	○	○	○	○
K	17	Nodular cast iron	Ferritic		160	3	◎	◎	◎	◎	◎
K	18	Nodular cast iron	Pearlitic		250	25	○	○	○	○	○
K	19	Malleable cast iron	Ferritic		130		◎	◎	◎	◎	◎
K	20	Malleable cast iron	Pearlitic		230	21	○	○	○	○	○
N	21	Aluminum-wrought alloy	Not Curable		60						
N	22	Aluminum-wrought alloy	Curable	Hardened	100						
N	23	Aluminum-cast, alloyed	≤ 12% Si, Not Curable		75						
N	24	Aluminum-cast, alloyed	≤ 12% Si, Curable	Hardened	90						
N	25	Aluminum-cast, alloyed	> 12% Si, Not Curable		130						
N	26	Copper and Copper Alloys (Bronze / Brass)	Cutting Alloys, PB>1%		110						
N	27	Copper and Copper Alloys (Bronze / Brass)	CuZn, CuSnZn (Brass)		90						
N	28	Copper and Copper Alloys (Bronze / Brass)	CuSn, lead-free copper and electrolytic copper		100						
N	29	Non Metallic Materials	Duroplastic, Fiber Reinforced Plastic								
N	30	Non Metallic Materials	Rubber, Wood, etc.								
S	31	Heat Resistant Super Alloys	Fe Based	Annealed	200	15					
S	32	Heat Resistant Super Alloys	Fe Based	Cured	280	30					
S	33	Heat Resistant Super Alloys	Ni or Co Based	Annealed	250	25					
S	34	Heat Resistant Super Alloys	Ni or Co Based	Cured	350	38					
S	35	Heat Resistant Super Alloys	Ni or Co Based	Cast	320	34					
S	36	Titanium Alloys	Pure Titanium		400 Rm						
S	37	Titanium Alloys	Alpha + Beta Alloys	Hardened	1050 Rm						
H	38	Hardened steel		Hardened	550	55	○	○	○	○	○
H	39	Hardened steel		Hardened	630	60					
H	40	Chilled Cast Iron		Cast	400	42					
H	41	Hardened Cast Iron		Hardened	550	55					

	X					GENERAL					
SERIES	DTX423	DTX424	DTX406	DTX408	DTX421	DH404	DH423 DH443	DH424 DH444	DH406 DH446	DH408 DH448	DH421
DRILLING DEPTH	3XD	5XD	3XD	5XD	8XD	3XD	3XD	5XD	3XD	5XD	8XD
TOOL MATERIAL	CARBIDE					CARBIDE					
LENGTH	SHORT	LONG	SHORT	LONG	EXTRA LONG	STUB	SHORT	LONG	SHORT	LONG	EXTRA LONG
SIZE MIN	D3.0	D1.0	D3.0	D1.0	D3.0	D3.0	D3.0	D1.0	D3.0	D1.0	D3.0
SIZE MAX	D20.0	D20.0	D20.0	D20.0	D14.0	D20.0	D20.0	D20.0	D20.0	D20.0	D14.0
PAGE	28	30	33	35	38	46	48	50	53	55	58
SURFACE TREATMENT	RCH-Coating					TiAlN					
1											
2	◎	◎	◎	◎	◎	◎	◎	◎	◎	◎	◎
3	◎	◎	◎	◎	◎	◎	◎	◎	◎	◎	◎
4	◎	◎	◎	◎	◎	◎	◎	◎	◎	◎	◎
5	○	○	○	○	○	○	○	○	○	○	○
6	◎	◎	◎	◎	◎	◎	◎	◎	◎	◎	◎
7	◎	◎	◎	◎	◎	◎	◎	◎	◎	◎	◎
8	○	○	○	○	○	○	○	○	○	○	○
9	○	○	○	○	○	○	○	○	○	○	○
10	◎	◎	◎	◎	◎	◎	◎	◎	◎	◎	◎
11	○	○	○	○	○	○	○	○	○	○	○
12	○	○	○	○	○	○	○	○	○	○	○
13	○	○	○	○	○	○	○	○	○	○	○
14											
15	◎	◎	◎	◎	◎	◎	◎	◎	◎	◎	◎
16	○	○	○	○	○	○	○	○	○	○	○
17	◎	◎	◎	◎	◎	◎	◎	◎	◎	◎	◎
18	○	○	○	○	○	○	○	○	○	○	○
19	◎	◎	◎	◎	◎	◎	◎	◎	◎	◎	◎
20	○	○	○	○	○	○	○	○	○	○	○
21											
22											
23											
24											
25											
26											
27											
28											
29											
30											
31											
32											
33											
34											
35											
36											
37											
38	○	○	○	○	○	○	○	○	○	○	○
39											
40											
41											

SELECTION GUIDE METRIC

SOLID CARBIDE DREAM DRILLS

SERIES	HIGH FEED		FLAT BOTTOM	
	DGR493	DGR495	DPP447	DH450
DRILLING DEPTH	3XD	5XD	2XD	5XD
TOOL MATERIAL	CARBIDE		CARBIDE	
LENGTH	SHORT	LONG	SHORT	LONG
SIZE MIN	D5.0	D5.0	D3.0	D3.0
SIZE MAX	D20.0	D20.0	D20.0	D20.0
PAGE	66	68	74	76
SURFACE TREATMENT	H-Coating		X-Coating	TiAlN



Please visit globalyg1.com/mat for material search

◎ : Excellent ○ : Good

	ISO	VDI 3323	Material Description	Composition / Structure / Heat Treatment		HB	HRc	DGR493	DGR495	DPP447	DH450
P	1		Non-alloy steel	About 0.15% C	Annealed	125				◎	◎
	2			About 0.45% C	Annealed	190	13	◎	◎	◎	◎
	3			About 0.45% C	Quenched & Tempered	250	25	◎	◎	◎	◎
	4			About 0.75% C	Annealed	270	28	◎	◎	○	○
	5			About 0.75% C	Quenched & Tempered	300	32	○	○	○	○
	6		Low alloy steel		Annealed	180	10	◎	◎	◎	◎
	7				Quenched & Tempered	275	29	◎	◎	○	○
	8				Quenched & Tempered	300	32	○	○	○	○
	9				Quenched & Tempered	350	38	○	○	○	○
	10		High alloyed steel, and tool steel		Annealed	200	15	◎	◎		
	11				Quenched & Tempered	325	35	○	○		
M	12		Stainless steel	Ferritic / Martensitic	Annealed	200	15			○	○
	13			Martensitic	Quenched & Tempered	240	23				
	14			Austenitic		180	10				
K	15		Grey cast iron	Pearlitic / ferritic		180	10	◎	◎	◎	◎
	16			Pearlitic (Martensitic)		260	26	○	○	○	○
	17		Nodular cast iron	Ferritic		160	3	◎	◎		
	18			Pearlitic		250	25	○	○		
	19		Malleable cast iron	Ferritic		130		◎	◎		
	20			Pearlitic		230	21	○	○		
N	21		Aluminum-wrought alloy	Not Curable		60				○	○
	22			Curable	Hardened	100				○	○
	23		Aluminum-cast, alloyed	≤ 12% Si, Not Curable		75					
	24			≤ 12% Si, Curable	Hardened	90					
	25			> 12% Si, Not Curable		130					
	26		Copper and Copper Alloys (Bronze / Brass)	Cutting Alloys, PB>1%		110					
	27			CuZn, CuSnZn (Brass)		90					
	28			CuSn, lead-free copper and electrolytic copper		100					
	29		Non Metallic Materials	Duroplastic, Fiber Reinforced Plastic							
	30			Rubber, Wood, etc.							
S	31		Heat Resistant Super Alloys	Fe Based	Annealed	200	15				
	32				Cured	280	30				
	33			Ni or Co Based	Annealed	250	25				
	34				Cured	350	38				
	35				Cast	320	34				
	36		Titanium Alloys	Pure Titanium		400 Rm					
	37			Alpha + Beta Alloys	Hardened	1050 Rm					
H	38		Hardened steel		Hardened	550	55				
	39				Hardened	630	60				
	40		Chilled Cast Iron		Cast	400	42				
	41		Hardened Cast Iron		Hardened	550	55				

SERIES	INOX			ALU			MQL TYPE			
	DH451	DH452	DH453	D5432	D5433	D5434	DH510	DH515	DH520	DHM10
DRILLING DEPTH	3XD	5XD	8XD	3XD	5XD	8XD	10XD	15XD	20XD	10XD
TOOL MATERIAL	CARBIDE			CARBIDE			CARBIDE			
LENGTH	SHORT	LONG	EXTRA LONG	SHORT	LONG	EXTRA LONG	EXTRA LONG			
SIZE MIN	D3.0	D1.0	D3.0	D3.0	D3.0	D3.0	D3.0	D3.0	D3.0	D3.0
SIZE MAX	D20.0	D20.0	D14.0	D20.0	D20.0	D14.0	D14.0	D12.0	D12.0	D14.0
PAGE	84	86	89	96	98	100	106	107	107	108
SURFACE TREATMENT	TiAlN			Bright			TiAlN			

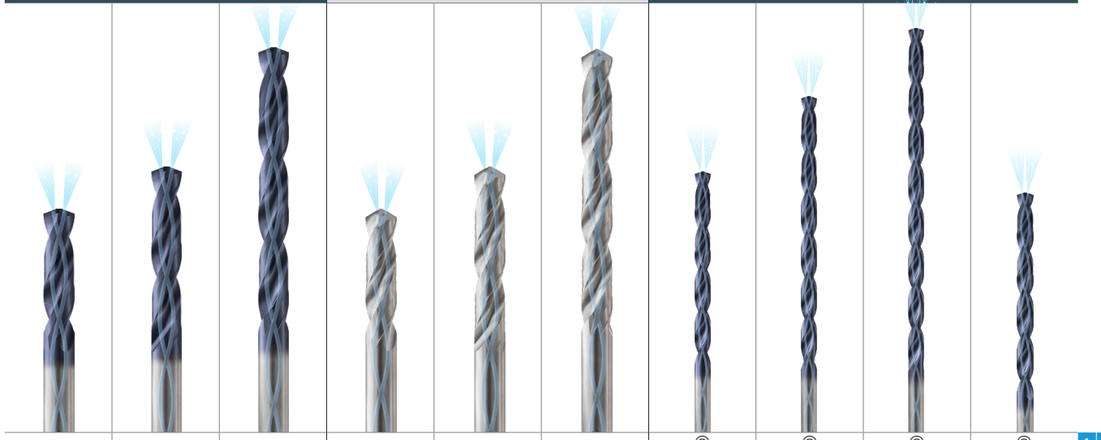

	DH451	DH452	DH453	D5432	D5433	D5434	DH510	DH515	DH520	DHM10		
1							◎	◎	◎	◎	1	P
2	◎	◎	◎				◎	◎	◎	◎	2	
3	○	○	○				○	○	○	○	3	
4											4	
5											5	
6	◎	◎	◎				◎	◎	◎	◎	6	
7	○	○	○				○	○	○	○	7	
8							○	○	○	○	8	
9											9	
10							○	○	○	○	10	
11							○	○	○	○	11	
12	◎	◎	◎								12	M
13	◎	◎	◎								13	
14	◎	◎	◎								14	
15							◎	◎	◎	◎	15	K
16							○	○	○	○	16	
17							◎	◎	◎	◎	17	
18							○	○	○	○	18	
19							◎	◎	◎	◎	19	
20							○	○	○	○	20	
21	◎	◎	◎	◎	◎	◎					21	N
22	◎	◎	◎	◎	◎	◎					22	
23	○	○	○	◎	◎	◎					23	
24	○	○	○	◎	◎	◎					24	
25	○	○	○								25	
26											26	
27											27	
28											28	
29											29	
30											30	
31											31	S
32											32	
33											33	
34											34	
35											35	
36											36	
37	○	○	○								37	
38											38	H
39											39	
40											40	
41											41	

GUIDE LINE TO ICONS

Standard of Tools
DIN 6539
Number of DIN Standard

Coolant Supply Pressure
45 bar
20 bar

Tool Material
CARBIDE

Point Angle
140°

Surface Treatment
TiAIN
Titanium Aluminum Nitride Coating
RCH-Coating
YG-1 RCH-Coating
X-Coating
YG-1 X-Coating
H-Coating
YG-1 H-Coating
Diamond
Diamond Coating
Bright
Bright Finish

Tolerance of Dimension
m7
Tolerance of Outside Diameter
h6
Tolerance of Shank Diameter

Cutting Condition

SELECTION GUIDE METRIC

	MQL TYPE				HARDENED STEEL
SERIES	DHM15	DHM20	DHM25	DHM30	DH500
DRILLING DEPTH	15XD	20XD	25XD	30XD	3XD
TOOL MATERIAL	CARBIDE				CARBIDE
LENGTH	EXTRA LONG				SHORT
SIZE MIN	D3.0	D3.0	D3.0	D3.0	D2.6
SIZE MAX	D12.0	D12.0	D10.0	D8.0	D14.0
PAGE	108	108	109	109	114
SURFACE TREATMENT	TiAlN				TiAlN



SOLID CARBIDE DREAM DRILLS

Please visit globalyg1.com/mat for material search

◎ : Excellent ○ : Good

	ISO	VDI 3323	Material Description	Composition / Structure / Heat Treatment		HB	HRc	DHM15	DHM20	DHM25	DHM30	DH500
P	1		Non-alloy steel	About 0.15% C	Annealed	125		◎	◎	◎	◎	
	2			About 0.45% C	Annealed	190	13	◎	◎	◎	◎	
	3			About 0.45% C	Quenched & Tempered	250	25	○	○	○	○	
	4			About 0.75% C	Annealed	270	28					
	5			About 0.75% C	Quenched & Tempered	300	32					
	6		Low alloy steel		Annealed	180	10	◎	◎	◎	◎	
	7				Quenched & Tempered	275	29	○	○	○	○	
	8				Quenched & Tempered	300	32	○	○	○	○	
	9				Quenched & Tempered	350	38					
	10		High alloyed steel, and tool steel		Annealed	200	15	○	○	○	○	
	11				Quenched & Tempered	325	35	○	○	○	○	
M	12		Stainless steel	Ferritic / Martensitic	Annealed	200	15					
	13			Martensitic	Quenched & Tempered	240	23					
	14			Austenitic		180	10					
K	15		Grey cast iron	Pearlitic / ferritic		180	10	◎	◎	◎	◎	
	16			Pearlitic (Martensitic)		260	26	○	○	○	○	
	17		Nodular cast iron	Ferritic		160	3	◎	◎	◎	◎	
	18			Pearlitic		250	25	○	○	○	○	
	19		Malleable cast iron	Ferritic		130		◎	◎	◎	◎	
	20			Pearlitic		230	21	○	○	○	○	
N	21		Aluminum-wrought alloy	Not Curable		60						
	22			Curable	Hardened	100						
	23		Aluminum-cast, alloyed	≤ 12% Si, Not Curable		75						
	24			≤ 12% Si, Curable	Hardened	90						
	25			> 12% Si, Not Curable		130						
	26		Copper and Copper Alloys (Bronze / Brass)	Cutting Alloys, PB>1%		110						
	27			CuZn, CuSnZn (Brass)		90						
	28			CuSn, lead-free copper and electrolytic copper		100						
	29		Non Metallic Materials	Duroplastic, Fiber Reinforced Plastic								
	30			Rubber, Wood, etc.								
S	31		Heat Resistant Super Alloys	Fe Based	Annealed	200	15					
	32				Cured	280	30					
	33			Ni or Co Based	Annealed	250	25					
	34				Cured	350	38					
	35				Cast	320	34					
	36		Titanium Alloys	Pure Titanium		400 Rm						
	37			Alpha + Beta Alloys	Hardened	1050 Rm						
H	38		Hardened steel		Hardened	550	55					◎
	39				Hardened	630	60					◎
	40		Chilled Cast Iron		Cast	400	42					
	41		Hardened Cast Iron		Hardened	550	55					

· Phone: +82-32-526-0909, www.yg1.solutions, E-mail: yg1@yg1.solutions



DREAM DRILLS -PRO

- For General Purpose (up to HRc50)
- Extremely High hardness and Heat resistance due to YG-1 special Z-Coating technology

DREAM DRILLS GENERAL

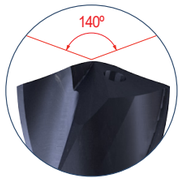

140 Degree Point Angle
for good centering and low thrust

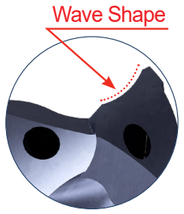

Wave Shape Cutting Edge
will allow low thrust , stable torque and long tool life

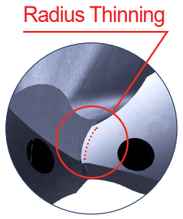

Radius Thinning
for Self Centering and Chip Breaking

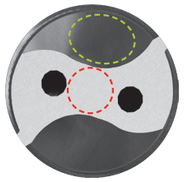

Optimized Flute Shape
for strength of drill and smooth chip evacuation

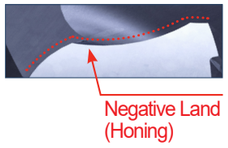

Negative Land on the cutting edge
for Reliable Tool Life

TiAlN Coating
(Upgraded **Ti**tanium **Al**uminum **N**itride :
nano-Layer coating)
- Higher wear resistance and Lower friction
- Higher Cutting Speed and Feed
- Improved drill Hole Quality

Special surface treatment after coating
to reduce friction and better chip flow.



Micro-grained carbide for wear resistance and longer tool life

CASE STUDY

▶SOLID CARBIDE DREAM DRILLS - General with Coolant Holes

CUTTING CONDITION	
Tool	DH408015 (Dream Drill with Coolant Holes)
Size(mm)	Ø1.5 x Ø3 x 15 x 55
Work Material	• DIN: X40GrMoV51 • WR: 1.2344 • JIS: SKD61 (HRc30)
RPM	14,856 rev./min.
Feed	0.05 mm/rev.
Drilling Depth	7.5 mm
Coolant	Wet Cut

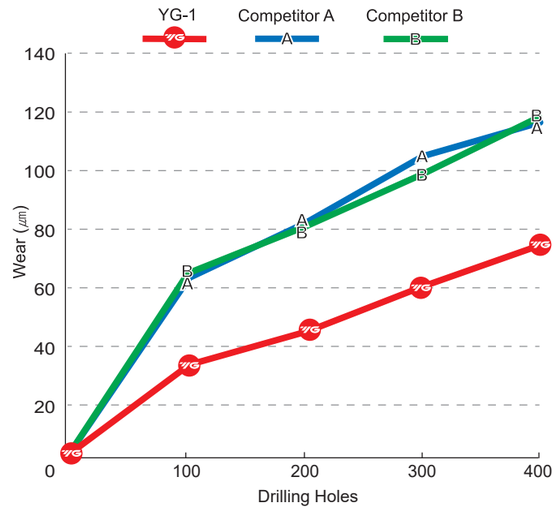

Total Drilling 400 Holes

Competitor A

Total Drilling 400 Holes



Competitor B

Total Drilling 400 Holes



TiAlN-COATED SOLID CARBIDE

DREAM DRILLS GENERAL without COOLANT HOLES (3XD)

SERIES **DH404**

- ▶ Drilling for Steel, Cast Steel, Cast Iron, Malleable Cast Iron
- ▶ Self centering and chip breaking by R-thinning
- ▶ Wave shape and negative land on the cutting edge for low thrust, stable torque and long tool life
- ▶ Optimized flute shape for strength of drilling and smooth chip evacuation

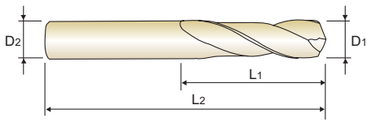

DIN 6539 | CARBIDE | 30° | h6 | h7 | 140° | TiAlN p.60

STUB 3 × D

Unit : mm

EDP No.	Drill Diameter	Flute Length	Overall Length
TiAlN	D1=D2	L1	L2
DH404030	3.0	16	46
DH404031	3.1	18	49
DH404032	3.2	18	49
DH404033	3.3	18	49
DH404034	3.4	20	52
DH404035	3.5	20	52
DH404036	3.6	20	52
DH404037	3.7	20	52
DH404038	3.8	22	55
DH404039	3.9	22	55
DH404040	4.0	22	55
DH404041	4.1	22	55
DH404042	4.2	22	55
DH404043	4.3	24	58
DH404044	4.4	24	58
DH404045	4.5	24	58
DH404046	4.6	24	58
DH404047	4.7	24	58
DH404048	4.8	26	62
DH404049	4.9	26	62
DH404050	5.0	26	62
DH404051	5.1	26	62
DH404052	5.2	26	62
DH404053	5.3	26	62
DH404054	5.4	28	66
DH404055	5.5	28	66
DH404056	5.6	28	66
DH404057	5.7	28	66

EDP No.	Drill Diameter	Flute Length	Overall Length
TiAlN	D1=D2	L1	L2
DH404058	5.8	28	66
DH404059	5.9	28	66
DH404060	6.0	28	66
DH404061	6.1	31	70
DH404062	6.2	31	70
DH404063	6.3	31	70
DH404064	6.4	31	70
DH404065	6.5	31	70
DH404066	6.6	31	70
DH404067	6.7	31	70
DH404068	6.8	34	74
DH404069	6.9	34	74
DH404070	7.0	34	74
DH404071	7.1	34	74
DH404072	7.2	34	74
DH404073	7.3	34	74
DH404074	7.4	34	74
DH404075	7.5	34	74
DH404076	7.6	37	79
DH404077	7.7	37	79
DH404078	7.8	37	79
DH404079	7.9	37	79
DH404080	8.0	37	79
DH404081	8.1	37	79
DH404082	8.2	37	79
DH404083	8.3	37	79
DH404084	8.4	37	79
DH404085	8.5	37	79

▶ Other shank types are available on your request.

▶ NEXT PAGE

◎ : Excellent ○ : Good

ISO	P											M			K					
Material Description	Non-alloy steel					Low alloy steel				High alloyed steel, and tool steel		Stainless steel			Grey cast iron		Nodular cast iron		Malleable cast iron	
VDI 3323	1	2	3	4	5	6	7	8	9	10	11	12	13	14	15	16	17	18	19	20
HRc		13	25	28	32	10	29	32	38	15	35	15	23	10	10	26	3	25		21
HB	125	190	250	270	300	180	275	300	350	200	325	200	240	180	180	260	160	250	130	230
Recommended		◎	◎	◎	○	◎	◎	○	○	◎	○	○	○		◎	○	◎	○	◎	○

ISO	N										S							H			
Material Description	Aluminum-wrought alloy		Aluminum-cast, alloyed			Copper and Copper Alloys (Bronze /Brass)			Non Metallic Materials		Heat Resistant Super Alloys					Titanium Alloys		Hardened steel		Chilled Cast Iron	Hardened Cast Iron
VDI 3323	21	22	23	24	25	26	27	28	29	30	31	32	33	34	35	36	37	38	39	40	41
HRc											15	30	25	38	34			55	60	42	55
HB	60	100	75	90	130	110	90	100			200	280	250	350	320	400 Rm	1050 Rm	550	630	400	550
Recommended																		○			

TiAlN-COATED SOLID CARBIDE

DREAM DRILLS GENERAL without COOLANT HOLES (3XD)

SERIES DH404

- ▶ Drilling for Steel, Cast Steel, Cast Iron, Malleable Cast Iron
- ▶ Self centering and chip breaking by R-thinning
- ▶ Wave shape and negative land on the cutting edge for low thrust, stable torque and long tool life
- ▶ Optimized flute shape for strength of drilling and smooth chip evacuation

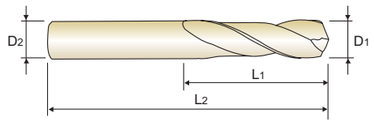

DIN 6539 | CARBIDE | 30° | h6 | h7 | 140° | TiAlN p.60

STUB 3 × D

Unit : mm

EDP No.	Drill Diameter	Flute Length	Overall Length
TiAlN	D1=D2	L1	L2
DH404086	8.6	40	84
DH404087	8.7	40	84
DH404088	8.8	40	84
DH404089	8.9	40	84
DH404090	9.0	40	84
DH404091	9.1	40	84
DH404092	9.2	40	84
DH404093	9.3	40	84
DH404094	9.4	40	84
DH404095	9.5	40	84
DH404096	9.6	43	89
DH404097	9.7	43	89
DH404098	9.8	43	89
DH404099	9.9	43	89
DH404100	10.0	43	89
DH404102	10.2	43	89
DH404105	10.5	43	89
DH404110	11.0	47	95
DH404115	11.5	47	95
DH404120	12.0	51	102
DH404130	13.0	51	102
DH404135	13.5	54	107
DH404140	14.0	54	107
DH404145	14.5	56	111
DH404150	15.0	56	111
DH404155	15.5	58	115
DH404160	16.0	58	115
DH404165	16.5	60	119

EDP No.	Drill Diameter	Flute Length	Overall Length
TiAlN	D1=D2	L1	L2
DH404170	17.0	60	119
DH404175	17.5	62	123
DH404180	18.0	62	123
DH404185	18.5	64	127
DH404190	19.0	64	127
DH404195	19.5	66	131
DH404200	20.0	66	131

▶ Other shank types are available on your request.

◎ : Excellent ○ : Good

ISO	P											M			K					
Material Description	Non-alloy steel					Low alloy steel				High alloyed steel, and tool steel		Stainless steel			Grey cast iron		Nodular cast iron		Malleable cast iron	
VDI 3323	1	2	3	4	5	6	7	8	9	10	11	12	13	14	15	16	17	18	19	20
HRc		13	25	28	32	10	29	32	38	15	35	15	23	10	10	26	3	25		21
HB	125	190	250	270	300	180	275	300	350	200	325	200	240	180	180	260	160	250	130	230
Recommended		◎	◎	◎	○	◎	◎	○	○	◎	○	○	○		◎	○	◎	○	◎	○

ISO	N										S							H			
Material Description	Aluminum-wrought alloy		Aluminum-cast, alloyed			Copper and Copper Alloys (Bronze /Brass)			Non Metallic Materials		Heat Resistant Super Alloys					Titanium Alloys		Hardened steel		Chilled Cast Iron	Hardened Cast Iron
VDI 3323	21	22	23	24	25	26	27	28	29	30	31	32	33	34	35	36	37	38	39	40	41
HRc											15	30	25	38	34			55	60	42	55
HB	60	100	75	90	130	110	90	100			200	280	250	350	320	400 Rm	1050 Rm	550	630	400	550
Recommended																		○			

SERIES

TiAlN-COATED SOLID CARBIDE

DREAM DRILLS GENERAL without COOLANT HOLES (3XD)

PLAIN SHANK **DH423**

FLAT SHANK **DH443**

- ▶ Drilling for Steel, Cast Steel, Cast Iron, Malleable Cast Iron
- ▶ Self centering and chip breaking by R-thinning
- ▶ Wave shape and negative land on the cutting edge for low thrust, stable torque and long tool life
- ▶ Optimized flute shape for strength of drilling and smooth chip evacuation

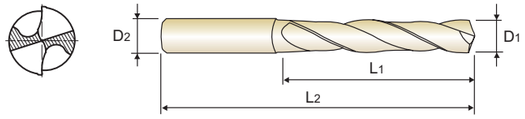

DIN 6537 | CARBIDE | 30° | h6 | m7 | 140° | TiAlN p.60

SHORT

3 × D

Unit : mm

EDP No.		Drill Diameter	Shank Diameter	Flute Length	Overall Length
Plain	Flat	D1	D2	L1	L2
DH423030	DH443030	3.0	6	20	62
DH423031	DH443031	3.1	6	20	62
DH423032	DH443032	3.2	6	20	62
DH423033	DH443033	3.3	6	20	62
DH423034	DH443034	3.4	6	20	62
DH423035	DH443035	3.5	6	20	62
DH423036	DH443036	3.6	6	20	62
DH423037	DH443037	3.7	6	20	62
DH423038	DH443038	3.8	6	24	66
DH423039	DH443039	3.9	6	24	66
DH423040	DH443040	4.0	6	24	66
DH423041	DH443041	4.1	6	24	66
DH423042	DH443042	4.2	6	24	66
DH423043	DH443043	4.3	6	24	66
DH423044	DH443044	4.4	6	24	66
DH423045	DH443045	4.5	6	24	66
DH423046	DH443046	4.6	6	24	66
DH423047	DH443047	4.7	6	24	66
DH423048	DH443048	4.8	6	28	66
DH423049	DH443049	4.9	6	28	66
DH423050	DH443050	5.0	6	28	66
DH423051	DH443051	5.1	6	28	66
DH423052	DH443052	5.2	6	28	66
DH423053	DH443053	5.3	6	28	66
DH423054	DH443054	5.4	6	28	66
DH423055	DH443055	5.5	6	28	66
DH423056	DH443056	5.6	6	28	66
DH423057	DH443057	5.7	6	28	66
DH423058	DH443058	5.8	6	28	66
DH423059	DH443059	5.9	6	28	66

EDP No.		Drill Diameter	Shank Diameter	Flute Length	Overall Length
Plain	Flat	D1	D2	L1	L2
DH423060	DH443060	6.0	6	28	66
DH423061	DH443061	6.1	8	34	79
DH423062	DH443062	6.2	8	34	79
DH423063	DH443063	6.3	8	34	79
DH423064	DH443064	6.4	8	34	79
DH423065	DH443065	6.5	8	34	79
DH423066	DH443066	6.6	8	34	79
DH423067	DH443067	6.7	8	34	79
DH423068	DH443068	6.8	8	34	79
DH423069	DH443069	6.9	8	34	79
DH423070	DH443070	7.0	8	34	79
DH423071	DH443071	7.1	8	41	79
DH423072	DH443072	7.2	8	41	79
DH423073	DH443073	7.3	8	41	79
DH423074	DH443074	7.4	8	41	79
DH423075	DH443075	7.5	8	41	79
DH423076	DH443076	7.6	8	41	79
DH423077	DH443077	7.7	8	41	79
DH423078	DH443078	7.8	8	41	79
DH423079	DH443079	7.9	8	41	79
DH423080	DH443080	8.0	8	41	79
DH423081	DH443081	8.1	10	47	89
DH423082	DH443082	8.2	10	47	89
DH423083	DH443083	8.3	10	47	89
DH423084	DH443084	8.4	10	47	89
DH423085	DH443085	8.5	10	47	89
DH423086	DH443086	8.6	10	47	89
DH423087	DH443087	8.7	10	47	89
DH423088	DH443088	8.8	10	47	89
DH423089	DH443089	8.9	10	47	89

▶ Other shank types are available on your request.

▶ NEXT PAGE

◎ : Excellent ○ : Good

ISO	P																			
Material Description	Non-alloy steel					Low alloy steel				High alloyed steel, and tool steel		Stainless steel			Grey cast iron		Nodular cast iron		Malleable cast iron	
VDI 3323	1	2	3	4	5	6	7	8	9	10	11	12	13	14	15	16	17	18	19	20
HRc		13	25	28	32	10	29	32	38	15	35	15	23	10	10	26	3	25		21
HB	125	190	250	270	300	180	275	300	350	200	325	200	240	180	180	260	160	250	130	230
Recommended		◎	◎	◎	○	◎	◎	○	○	◎	○	○	○		◎	○	◎	○	◎	○

ISO	N										S							H			
Material Description	Aluminum-wrought alloy		Aluminum-cast, alloyed			Copper and Copper Alloys (Bronze /Brass)			Non Metallic Materials		Heat Resistant Super Alloys					Titanium Alloys		Hardened steel		Chilled Cast Iron	Hardened Cast Iron
VDI 3323	21	22	23	24	25	26	27	28	29	30	31	32	33	34	35	36	37	38	39	40	41
HRc											15	30	25	38	34			55	60	42	55
HB	60	100	75	90	130	110	90	100			200	280	250	350	320	400 Rm	1050 Rm	550	630	400	550
Recommended																		○			

SERIES

TiAlN-COATED SOLID CARBIDE

DREAM DRILLS GENERAL without COOLANT HOLES (3XD)

PLAIN SHANK DH423

FLAT SHANK DH443

- ▶ Drilling for Steel, Cast Steel, Cast Iron, Malleable Cast Iron
- ▶ Self centering and chip breaking by R-thinning
- ▶ Wave shape and negative land on the cutting edge for low thrust, stable torque and long tool life
- ▶ Optimized flute shape for strength of drilling and smooth chip evacuation

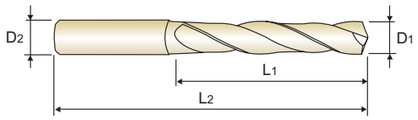

DIN 6537 | CARBIDE | 30° | h6 | m7 | 140° | TiAlN p.60

SHORT

3 × D

Unit : mm

EDP No.		Drill Diameter	Shank Diameter	Flute Length	Overall Length
Plain	Flat	D1	D2	L1	L2
DH423090	DH443090	9.0	10	47	89
DH423091	DH443091	9.1	10	47	89
DH423092	DH443092	9.2	10	47	89
DH423093	DH443093	9.3	10	47	89
DH423094	DH443094	9.4	10	47	89
DH423095	DH443095	9.5	10	47	89
DH423096	DH443096	9.6	10	47	89
DH423097	DH443097	9.7	10	47	89
DH423098	DH443098	9.8	10	47	89
DH423099	DH443099	9.9	10	47	89
DH423100	DH443100	10.0	10	47	89
DH423101	DH443101	10.1	12	55	102
DH423102	DH443102	10.2	12	55	102
DH423103	DH443103	10.3	12	55	102
DH423104	DH443104	10.4	12	55	102
DH423105	DH443105	10.5	12	55	102
DH423106	DH443106	10.6	12	55	102
DH423107	DH443107	10.7	12	55	102
DH423108	DH443108	10.8	12	55	102
DH423109	DH443109	10.9	12	55	102
DH423110	DH443110	11.0	12	55	102
DH423111	DH443111	11.1	12	55	102
DH423112	DH443112	11.2	12	55	102
DH423113	DH443113	11.3	12	55	102
DH423114	DH443114	11.4	12	55	102
DH423115	DH443115	11.5	12	55	102
DH423116	DH443116	11.6	12	55	102
DH423117	DH443117	11.7	12	55	102
DH423118	DH443118	11.8	12	55	102
DH423119	DH443119	11.9	12	55	102

EDP No.		Drill Diameter	Shank Diameter	Flute Length	Overall Length
Plain	Flat	D1	D2	L1	L2
DH423120	DH443120	12.0	12	55	102
DH423123	DH443123	12.3	14	60	107
DH423125	DH443125	12.5	14	60	107
DH423128	DH443128	12.8	14	60	107
DH423130	DH443130	13.0	14	60	107
DH423135	DH443135	13.5	14	60	107
DH423138	DH443138	13.8	14	60	107
DH423140	DH443140	14.0	14	60	107
DH423145	DH443145	14.5	16	65	115
DH423148	DH443148	14.8	16	65	115
DH423150	DH443150	15.0	16	65	115
DH423155	DH443155	15.5	16	65	115
DH423158	DH443158	15.8	16	65	115
DH423160	DH443160	16.0	16	65	115
DH423165	DH443165	16.5	18	73	123
DH423168	DH443168	16.8	18	73	123
DH423170	DH443170	17.0	18	73	123
DH423175	DH443175	17.5	18	73	123
DH423178	DH443178	17.8	18	73	123
DH423180	DH443180	18.0	18	73	123
DH423185	DH443185	18.5	20	79	131
DH423190	DH443190	19.0	20	79	131
DH423195	DH443195	19.5	20	79	131
DH423198	DH443198	19.8	20	79	131
DH423200	DH443200	20.0	20	79	131

▶ Other shank types are available on your request.

◎ : Excellent ○ : Good

ISO	P																			
Material Description	Non-alloy steel					Low alloy steel				High alloyed steel, and tool steel		Stainless steel			Grey cast iron		Nodular cast iron		Malleable cast iron	
VDI 3323	1	2	3	4	5	6	7	8	9	10	11	12	13	14	15	16	17	18	19	20
HRc		13	25	28	32	10	29	32	38	15	35	15	23	10	10	26	3	25		21
HB	125	190	250	270	300	180	275	300	350	200	325	200	240	180	180	260	160	250	130	230
Recommended		◎	◎	◎	○	◎	◎	○	○	◎	○	○	○		◎	○	◎	○	◎	○

ISO	N										S							H			
Material Description	Aluminum-wrought alloy		Aluminum-cast, alloyed			Copper and Copper Alloys (Bronze /Brass)			Non Metallic Materials		Heat Resistant Super Alloys					Titanium Alloys		Hardened steel		Chilled Cast Iron	Hardened Cast Iron
VDI 3323	21	22	23	24	25	26	27	28	29	30	31	32	33	34	35	36	37	38	39	40	41
HRc											15	30	25	38	34			55	60	42	55
HB	60	100	75	90	130	110	90	100			200	280	250	350	320	400 Rm	1050 Rm	550	630	400	550
Recommended																		○			

SERIES

TiAlN-COATED SOLID CARBIDE

DREAM DRILLS GENERAL without COOLANT HOLES (5XD)

PLAIN SHANK **DH424**
FLAT SHANK **DH444**

- ▶ Drilling for Steel, Cast Steel, Cast Iron, Malleable Cast Iron
- ▶ Self centering and chip breaking by R-thinning
- ▶ Wave shape and negative land on the cutting edge for low thrust stable torque and long tool life
- ▶ Optimized flute shape for strength of drilling and smooth chip evacuation

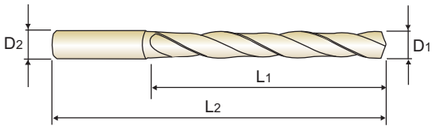

DIN 6537 | CARBIDE | 30° | h6 | m7 | 140° | TiAlN p.60

LONG
5× D

Unit : mm

EDP No. Plain	EDP No. Flat	Drill Diameter D_1	Shank Diameter D_2	Flute Length L_1	Overall Length L_2
DH424010	-	1.0	3	8	55
DH424011	-	1.1	3	12	55
DH424012	-	1.2	3	12	55
DH424013	-	1.3	3	12	55
DH424014	-	1.4	3	12	55
DH424015	-	1.5	3	16	55
DH424016	-	1.6	3	16	55
DH424017	-	1.7	3	16	55
DH424018	-	1.8	3	16	55
DH424019	-	1.9	3	16	55
DH424020	-	2.0	4	21	57
DH424021	-	2.1	4	21	57
DH424022	-	2.2	4	21	57
DH424023	-	2.3	4	21	57
DH424024	-	2.4	4	21	57
DH424025	-	2.5	4	21	57
DH424026	-	2.6	4	21	57
DH424027	-	2.7	4	21	57
DH424028	-	2.8	4	21	57
DH424029	-	2.9	4	21	57
DH424030	DH444030	3.0	6	28	66
DH424031	DH444031	3.1	6	28	66
DH424032	DH444032	3.2	6	28	66
DH424033	DH444033	3.3	6	28	66
DH424034	DH444034	3.4	6	28	66
DH424035	DH444035	3.5	6	28	66
DH424036	DH444036	3.6	6	28	66
DH424037	DH444037	3.7	6	28	66

EDP No. Plain	EDP No. Flat	Drill Diameter D_1	Shank Diameter D_2	Flute Length L_1	Overall Length L_2
DH424038	DH444038	3.8	6	36	74
DH424039	DH444039	3.9	6	36	74
DH424040	DH444040	4.0	6	36	74
DH424041	DH444041	4.1	6	36	74
DH424042	DH444042	4.2	6	36	74
DH424043	DH444043	4.3	6	36	74
DH424044	DH444044	4.4	6	36	74
DH424045	DH444045	4.5	6	36	74
DH424046	DH444046	4.6	6	36	74
DH424047	DH444047	4.7	6	36	74
DH424048	DH444048	4.8	6	44	82
DH424049	DH444049	4.9	6	44	82
DH424050	DH444050	5.0	6	44	82
DH424051	DH444051	5.1	6	44	82
DH424052	DH444052	5.2	6	44	82
DH424053	DH444053	5.3	6	44	82
DH424054	DH444054	5.4	6	44	82
DH424055	DH444055	5.5	6	44	82
DH424056	DH444056	5.6	6	44	82
DH424057	DH444057	5.7	6	44	82
DH424058	DH444058	5.8	6	44	82
DH424059	DH444059	5.9	6	44	82
DH424060	DH444060	6.0	6	44	82
DH424061	DH444061	6.1	8	53	91
DH424062	DH444062	6.2	8	53	91
DH424063	DH444063	6.3	8	53	91
DH424064	DH444064	6.4	8	53	91
DH424065	DH444065	6.5	8	53	91

▶ Other shank types are available on your request.

▶ NEXT PAGE

◎ : Excellent ○ : Good

ISO	P																			
Material Description	Non-alloy steel					Low alloy steel				High alloyed steel, and tool steel		Stainless steel			Grey cast iron		Nodular cast iron		Malleable cast iron	
VDI 3323	1	2	3	4	5	6	7	8	9	10	11	12	13	14	15	16	17	18	19	20
HRc		13	25	28	32	10	29	32	38	15	35	15	23	10	10	26	3	25		21
HB	125	190	250	270	300	180	275	300	350	200	325	200	240	180	180	260	160	250	130	230
Recommended		◎	◎	◎	○	◎	◎	○	○	◎	○	○	○		◎	○	◎	○	◎	○

ISO	N										S							H			
Material Description	Aluminum-wrought alloy		Aluminum-cast, alloyed			Copper and Copper Alloys (Bronze /Brass)			Non Metallic Materials		Heat Resistant Super Alloys					Titanium Alloys		Hardened steel		Chilled Cast Iron	Hardened Cast Iron
VDI 3323	21	22	23	24	25	26	27	28	29	30	31	32	33	34	35	36	37	38	39	40	41
HRc											15	30	25	38	34			55	60	42	55
HB	60	100	75	90	130	110	90	100			200	280	250	350	320	400 Rm	1050 Rm	550	630	400	550
Recommended																		○			

SERIES

TiAlN-COATED SOLID CARBIDE

DREAM DRILLS GENERAL without COOLANT HOLES (5XD)

PLAIN SHANK DH424
FLAT SHANK DH444

- ▶ Drilling for Steel, Cast Steel, Cast Iron, Malleable Cast Iron
- ▶ Self centering and chip breaking by R-thinning
- ▶ Wave shape and negative land on the cutting edge for low thrust stable torque and long tool life
- ▶ Optimized flute shape for strength of drilling and smooth chip evacuation

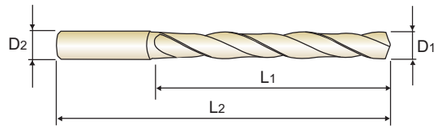

DIN 6537 | CARBIDE | 30° | h6 | m7 | 140° | TiAlN p.60

LONG
5× D

Unit : mm

EDP No. Plain	EDP No. Flat	Drill Diameter D_1	Shank Diameter D_2	Flute Length L_1	Overall Length L_2
DH424066	DH444066	6.6	8	53	91
DH424067	DH444067	6.7	8	53	91
DH424068	DH444068	6.8	8	53	91
DH424069	DH444069	6.9	8	53	91
DH424070	DH444070	7.0	8	53	91
DH424071	DH444071	7.1	8	53	91
DH424072	DH444072	7.2	8	53	91
DH424073	DH444073	7.3	8	53	91
DH424074	DH444074	7.4	8	53	91
DH424075	DH444075	7.5	8	53	91
DH424076	DH444076	7.6	8	53	91
DH424077	DH444077	7.7	8	53	91
DH424078	DH444078	7.8	8	53	91
DH424079	DH444079	7.9	8	53	91
DH424080	DH444080	8.0	8	53	91
DH424081	DH444081	8.1	10	61	103
DH424082	DH444082	8.2	10	61	103
DH424083	DH444083	8.3	10	61	103
DH424084	DH444084	8.4	10	61	103
DH424085	DH444085	8.5	10	61	103
DH424086	DH444086	8.6	10	61	103
DH424087	DH444087	8.7	10	61	103
DH424088	DH444088	8.8	10	61	103
DH424089	DH444089	8.9	10	61	103
DH424090	DH444090	9.0	10	61	103
DH424091	DH444091	9.1	10	61	103
DH424092	DH444092	9.2	10	61	103
DH424093	DH444093	9.3	10	61	103

EDP No. Plain	EDP No. Flat	Drill Diameter D_1	Shank Diameter D_2	Flute Length L_1	Overall Length L_2
DH424094	DH444094	9.4	10	61	103
DH424095	DH444095	9.5	10	61	103
DH424096	DH444096	9.6	10	61	103
DH424097	DH444097	9.7	10	61	103
DH424098	DH444098	9.8	10	61	103
DH424099	DH444099	9.9	10	61	103
DH424100	DH444100	10.0	10	61	103
DH424101	DH444101	10.1	12	71	118
DH424102	DH444102	10.2	12	71	118
DH424103	DH444103	10.3	12	71	118
DH424104	DH444104	10.4	12	71	118
DH424105	DH444105	10.5	12	71	118
DH424106	DH444106	10.6	12	71	118
DH424107	DH444107	10.7	12	71	118
DH424108	DH444108	10.8	12	71	118
DH424109	DH444109	10.9	12	71	118
DH424110	DH444110	11.0	12	71	118
DH424111	DH444111	11.1	12	71	118
DH424112	DH444112	11.2	12	71	118
DH424113	DH444113	11.3	12	71	118
DH424114	DH444114	11.4	12	71	118
DH424115	DH444115	11.5	12	71	118
DH424116	DH444116	11.6	12	71	118
DH424117	DH444117	11.7	12	71	118
DH424118	DH444118	11.8	12	71	118
DH424119	DH444119	11.9	12	71	118
DH424120	DH444120	12.0	12	71	118
DH424125	DH444125	12.5	14	77	124

▶ Other shank types are available on your request.

▶ NEXT PAGE

◎ : Excellent ○ : Good

ISO	P																			
Material Description	Non-alloy steel					Low alloy steel				High alloyed steel, and tool steel		Stainless steel			Grey cast iron		Nodular cast iron		Malleable cast iron	
VDI 3323	1	2	3	4	5	6	7	8	9	10	11	12	13	14	15	16	17	18	19	20
HRc		13	25	28	32	10	29	32	38	15	35	15	23	10	10	26	3	25		21
HB	125	190	250	270	300	180	275	300	350	200	325	200	240	180	180	260	160	250	130	230
Recommended		◎	◎	◎	○	◎	◎	○	○	◎	○	○	○		◎	○	◎	○	◎	○

ISO	N										S							H			
Material Description	Aluminum-wrought alloy		Aluminum-cast, alloyed			Copper and Copper Alloys (Bronze /Brass)			Non Metallic Materials		Heat Resistant Super Alloys					Titanium Alloys		Hardened steel		Chilled Cast Iron	Hardened Cast Iron
VDI 3323	21	22	23	24	25	26	27	28	29	30	31	32	33	34	35	36	37	38	39	40	41
HRc											15	30	25	38	34			55	60	42	55
HB	60	100	75	90	130	110	90	100			200	280	250	350	320	400 Rm	1050 Rm	550	630	400	550
Recommended																		○			

SERIES

TiAlN-COATED SOLID CARBIDE

DREAM DRILLS GENERAL without COOLANT HOLES (5XD)

PLAIN SHANK **DH424**
FLAT SHANK **DH444**

- ▶ Drilling for Steel, Cast Steel, Cast Iron, Malleable Cast Iron
- ▶ Self centering and chip breaking by R-thinning
- ▶ Wave shape and negative land on the cutting edge for low thrust stable torque and long tool life
- ▶ Optimized flute shape for strength of drilling and smooth chip evacuation

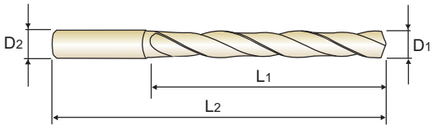

DIN 6537 | CARBIDE | 30° | h6 | m7 | 140° | TiAlN p.60

LONG
5× D

Unit : mm

EDP No. Plain	EDP No. Flat	Drill Diameter D1	Shank Diameter D2	Flute Length L1	Overall Length L2
DH424130	DH444130	13.0	14	77	124
DH424135	DH444135	13.5	14	77	124
DH424140	DH444140	14.0	14	77	124
DH424145	DH444145	14.5	16	83	133
DH424150	DH444150	15.0	16	83	133
DH424155	DH444155	15.5	16	83	133
DH424160	DH444160	16.0	16	83	133
DH424165	DH444165	16.5	18	93	143
DH424170	DH444170	17.0	18	93	143
DH424175	DH444175	17.5	18	93	143
DH424180	DH444180	18.0	18	93	143
DH424185	DH444185	18.5	20	101	153
DH424190	DH444190	19.0	20	101	153
DH424195	DH444195	19.5	20	101	153
DH424200	DH444200	20.0	20	101	153

▶ Other shank types are available on your request.

◎ : Excellent ○ : Good

ISO	P											M			K					
Material Description	Non-alloy steel					Low alloy steel				High alloyed steel, and tool steel		Stainless steel			Grey cast iron		Nodular cast iron		Malleable cast iron	
VDI 3323	1	2	3	4	5	6	7	8	9	10	11	12	13	14	15	16	17	18	19	20
HRc		13	25	28	32	10	29	32	38	15	35	15	23	10	10	26	3	25		21
HB	125	190	250	270	300	180	275	300	350	200	325	200	240	180	180	260	160	250	130	230
Recommended		◎	◎	◎	○	◎	◎	○	○	◎	○	○	○		◎	○	◎	○	◎	○

ISO	N										S							H			
Material Description	Aluminum-wrought alloy		Aluminum-cast, alloyed			Copper and Copper Alloys (Bronze /Brass)			Non Metallic Materials		Heat Resistant Super Alloys					Titanium Alloys		Hardened steel		Chilled CastIron	Hardened CastIron
VDI 3323	21	22	23	24	25	26	27	28	29	30	31	32	33	34	35	36	37	38	39	40	41
HRc											15	30	25	38	34			55	60	42	55
HB	60	100	75	90	130	110	90	100			200	280	250	350	320	400 Rm	1050 Rm	550	630	400	550
Recommended																		○			

SERIES

TiAlN-COATED SOLID CARBIDE

DREAM DRILLS GENERAL with COOLANT HOLES (3XD)

PLAIN SHANK **DH406**
FLAT SHANK **DH446**

- ▶ Drilling for Steel, Cast Steel, Cast Iron, Malleable Cast Iron
- ▶ Self centering and chip breaking by R-thinning
- ▶ Wave shape and negative land on the cutting edge for low thrust stable torque and long tool life
- ▶ Optimized flute shape for strength of drilling and smooth chip evacuation

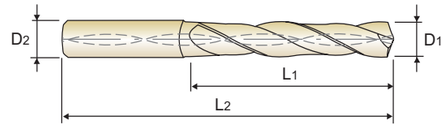

DIN 6537 | CARBIDE | 30° | h6 | m7 | 140° | 20 bar | TiAlN p.61

SHORT
3× D

Unit : mm

EDP No. Plain	EDP No. Flat	Drill Diameter D1	Shank Diameter D2	Flute Length L1	Overall Length L2
DH406030	DH446030	3.0	6	20	62
DH406031	DH446031	3.1	6	20	62
DH406032	DH446032	3.2	6	20	62
DH406033	DH446033	3.3	6	20	62
DH406034	DH446034	3.4	6	20	62
DH406035	DH446035	3.5	6	20	62
DH406036	DH446036	3.6	6	20	62
DH406037	DH446037	3.7	6	20	62
DH406038	DH446038	3.8	6	24	66
DH406039	DH446039	3.9	6	24	66
DH406040	DH446040	4.0	6	24	66
DH406041	DH446041	4.1	6	24	66
DH406042	DH446042	4.2	6	24	66
DH406043	DH446043	4.3	6	24	66
DH406044	DH446044	4.4	6	24	66
DH406045	DH446045	4.5	6	24	66
DH406046	DH446046	4.6	6	24	66
DH406047	DH446047	4.7	6	24	66
DH406048	DH446048	4.8	6	28	66
DH406049	DH446049	4.9	6	28	66
DH406050	DH446050	5.0	6	28	66
DH406051	DH446051	5.1	6	28	66
DH406052	DH446052	5.2	6	28	66
DH406053	DH446053	5.3	6	28	66
DH406054	DH446054	5.4	6	28	66
DH406055	DH446055	5.5	6	28	66
DH406056	DH446056	5.6	6	28	66
DH406057	DH446057	5.7	6	28	66
DH406058	DH446058	5.8	6	28	66
DH406059	DH446059	5.9	6	28	66
DH406060	DH446060	6.0	6	28	66
DH406061	DH446061	6.1	8	34	79
DH406062	DH446062	6.2	8	34	79
DH406063	DH446063	6.3	8	34	79
DH406064	DH446064	6.4	8	34	79
DH406065	DH446065	6.5	8	34	79
DH406066	DH446066	6.6	8	34	79
DH406067	DH446067	6.7	8	34	79
DH406068	DH446068	6.8	8	34	79
DH406069	DH446069	6.9	8	34	79
DH406070	DH446070	7.0	8	34	79
DH406071	DH446071	7.1	8	41	79
DH406072	DH446072	7.2	8	41	79
DH406073	DH446073	7.3	8	41	79
DH406074	DH446074	7.4	8	41	79
DH406075	DH446075	7.5	8	41	79
DH406076	DH446076	7.6	8	41	79
DH406077	DH446077	7.7	8	41	79
DH406078	DH446078	7.8	8	41	79
DH406079	DH446079	7.9	8	41	79
DH406080	DH446080	8.0	8	41	79
DH406081	DH446081	8.1	10	47	89
DH406082	DH446082	8.2	10	47	89
DH406083	DH446083	8.3	10	47	89
DH406084	DH446084	8.4	10	47	89
DH406085	DH446085	8.5	10	47	89

▶ Other shank types are available on your request.

▶ NEXT PAGE

◎ : Excellent ○ : Good

ISO	P											M			K					
Material Description	Non-alloy steel					Low alloy steel				High alloyed steel, and tool steel		Stainless steel			Grey cast iron		Nodular cast iron		Malleable cast iron	
VDI 3323	1	2	3	4	5	6	7	8	9	10	11	12	13	14	15	16	17	18	19	20
HRc		13	25	28	32	10	29	32	38	15	35	15	23	10	10	26	3	25		21
HB	125	190	250	270	300	180	275	300	350	200	325	200	240	180	180	260	160	250	130	230
Recommended		◎	◎	◎	○	◎	◎	○	○	◎	○	○	○		◎	○	◎	○	◎	○

ISO	N										S							H			
Material Description	Aluminum-wrought alloy		Aluminum-cast, alloyed			Copper and Copper Alloys (Bronze /Brass)			Non Metallic Materials		Heat Resistant Super Alloys					Titanium Alloys		Hardened steel		Chilled CastIron	Hardened CastIron
VDI 3323	21	22	23	24	25	26	27	28	29	30	31	32	33	34	35	36	37	38	39	40	41
HRc											15	30	25	38	34			55	60	42	55
HB	60	100	75	90	130	110	90	100			200	280	250	350	320	400 Rm	1050 Rm	550	630	400	550
Recommended																		○			

SERIES

TiAlN-COATED SOLID CARBIDE

DREAM DRILLS GENERAL with COOLANT HOLES (3XD)

PLAIN SHANK **DH406**

FLAT SHANK **DH446**

- ▶ Drilling for Steel, Cast Steel, Cast Iron, Malleable Cast Iron
- ▶ Self centering and chip breaking by R-thinning
- ▶ Wave shape and negative land on the cutting edge for low thrust stable torque and long tool life
- ▶ Optimized flute shape for strength of drilling and smooth chip evacuation

DIN 6537 | CARBIDE | 30° | h6 | m7 | 140° | 20 bar | TiAlN | p.61

SHORT

3× D

Unit : mm

EDP No.		Drill Diameter	Shank Diameter	Flute Length	Overall Length
Plain	Flat	D1	D2	L1	L2
DH406086	DH446086	8.6	10	47	89
DH406087	DH446087	8.7	10	47	89
DH406088	DH446088	8.8	10	47	89
DH406089	DH446089	8.9	10	47	89
DH406090	DH446090	9.0	10	47	89
DH406091	DH446091	9.1	10	47	89
DH406092	DH446092	9.2	10	47	89
DH406093	DH446093	9.3	10	47	89
DH406094	DH446094	9.4	10	47	89
DH406095	DH446095	9.5	10	47	89
DH406096	DH446096	9.6	10	47	89
DH406097	DH446097	9.7	10	47	89
DH406098	DH446098	9.8	10	47	89
DH406099	DH446099	9.9	10	47	89
DH406100	DH446100	10.0	10	47	89
DH406101	DH446101	10.1	12	55	102
DH406102	DH446102	10.2	12	55	102
DH406103	DH446103	10.3	12	55	102
DH406104	DH446104	10.4	12	55	102
DH406105	DH446105	10.5	12	55	102
DH406106	DH446106	10.6	12	55	102
DH406107	DH446107	10.7	12	55	102
DH406108	DH446108	10.8	12	55	102
DH406109	DH446109	10.9	12	55	102
DH406110	DH446110	11.0	12	55	102
DH406111	DH446111	11.1	12	55	102
DH406112	DH446112	11.2	12	55	102
DH406113	DH446113	11.3	12	55	102

EDP No.		Drill Diameter	Shank Diameter	Flute Length	Overall Length
Plain	Flat	D1	D2	L1	L2
DH406114	DH446114	11.4	12	55	102
DH406115	DH446115	11.5	12	55	102
DH406116	DH446116	11.6	12	55	102
DH406117	DH446117	11.7	12	55	102
DH406118	DH446118	11.8	12	55	102
DH406119	DH446119	11.9	12	55	102
DH406120	DH446120	12.0	12	55	102
DH406125	DH446125	12.5	14	60	107
DH406130	DH446130	13.0	14	60	107
DH406135	DH446135	13.5	14	60	107
DH406140	DH446140	14.0	14	60	107
DH406145	DH446145	14.5	16	65	115
DH406150	DH446150	15.0	16	65	115
DH406155	DH446155	15.5	16	65	115
DH406160	DH446160	16.0	16	65	115
DH406165	DH446165	16.5	18	73	123
DH406170	DH446170	17.0	18	73	123
DH406175	DH446175	17.5	18	73	123
DH406180	DH446180	18.0	18	73	123
DH406185	DH446185	18.5	20	79	131
DH406190	DH446190	19.0	20	79	131
DH406195	DH446195	19.5	20	79	131
DH406200	DH446200	20.0	20	79	131

▶ Other shank types are available on your request.

◎ : Excellent ○ : Good

ISO	P																			
Material Description	Non-alloy steel					Low alloy steel				High alloyed steel, and tool steel		Stainless steel			Grey cast iron		Nodular cast iron		Malleable cast iron	
VDI 3323	1	2	3	4	5	6	7	8	9	10	11	12	13	14	15	16	17	18	19	20
HRc		13	25	28	32	10	29	32	38	15	35	15	23	10	10	26	3	25		21
HB	125	190	250	270	300	180	275	300	350	200	325	200	240	180	180	260	160	250	130	230
Recommended		◎	◎	◎	○	◎	◎	○	○	◎	○	○	○		◎	○	◎	○	◎	○

ISO	N										S							H			
Material Description	Aluminum-wrought alloy		Aluminum-cast, alloyed			Copper and Copper Alloys (Bronze /Brass)			Non Metallic Materials		Heat Resistant Super Alloys					Titanium Alloys		Hardened steel		Chilled Cast Iron	Hardened Cast Iron
VDI 3323	21	22	23	24	25	26	27	28	29	30	31	32	33	34	35	36	37	38	39	40	41
HRc											15	30	25	38	34			55	60	42	55
HB	60	100	75	90	130	110	90	100			200	280	250	350	320	400 Rm	1050 Rm	550	630	400	550
Recommended																		○			

SERIES

TiAlN-COATED SOLID CARBIDE

DREAM DRILLS GENERAL with COOLANT HOLES (5XD)

PLAIN SHANK **DH408**

FLAT SHANK **DH448**

- ▶ Drilling for Steel, Cast Steel, Cast Iron, Malleable Cast Iron
- ▶ Self centering and chip breaking by R-thinning
- ▶ Wave shape and negative land on the cutting edge for low thrust stable torque and long tool life
- ▶ Optimized flute shape for strength of drilling and smooth chip evacuation

DIN 6537 | CARBIDE | 30° | h6 | m7 | 140° | 20 bar | TiAlN | p.61

LONG

5× D

Unit : mm

EDP No.		Drill Diameter	Shank Diameter	Flute Length	Overall Length
Plain	Flat	D1	D2	L1	L2
DH408010	-	1.0	3	8	55
DH408011	-	1.1	3	12	55
DH408012	-	1.2	3	12	55
DH408013	-	1.3	3	12	55
DH408014	-	1.4	3	12	55
DH408015	-	1.5	3	16	55
DH408016	-	1.6	3	16	55
DH408017	-	1.7	3	16	55
DH408018	-	1.8	3	16	55
DH408019	-	1.9	3	16	55
DH408020	-	2.0	4	21	57
DH408021	-	2.1	4	21	57
DH408022	-	2.2	4	21	57
DH408023	-	2.3	4	21	57
DH408024	-	2.4	4	21	57
DH408025	-	2.5	4	21	57
DH408026	-	2.6	4	21	57
DH408027	-	2.7	4	21	57
DH408028	-	2.8	4	21	57
DH408029	-	2.9	4	21	57
DH408030	DH448030	3.0	6	28	66
DH408031	DH448031	3.1	6	28	66
DH408032	DH448032	3.2	6	28	66
DH408033	DH448033	3.3	6	28	66
DH408034	DH448034	3.4	6	28	66
DH408035	DH448035	3.5	6	28	66
DH408036	DH448036	3.6	6	28	66
DH408037	DH448037	3.7	6	28	66

EDP No.		Drill Diameter	Shank Diameter	Flute Length	Overall Length
Plain	Flat	D1	D2	L1	L2
DH408038	DH448038	3.8	6	36	74
DH408039	DH448039	3.9	6	36	74
DH408040	DH448040	4.0	6	36	74
DH408041	DH448041	4.1	6	36	74
DH408042	DH448042	4.2	6	36	74
DH408043	DH448043	4.3	6	36	74
DH408044	DH448044	4.4	6	36	74
DH408045	DH448045	4.5	6	36	74
DH408046	DH448046	4.6	6	36	74
DH408047	DH448047	4.7	6	36	74
DH408048	DH448048	4.8	6	44	82
DH408049	DH448049	4.9	6	44	82
DH408050	DH448050	5.0	6	44	82
DH408051	DH448051	5.1	6	44	82
DH408052	DH448052	5.2	6	44	82
DH408053	DH448053	5.3	6	44	82
DH408054	DH448054	5.4	6	44	82
DH408055	DH448055	5.5	6	44	82
DH408056	DH448056	5.6	6	44	82
DH408057	DH448057	5.7	6	44	82
DH408058	DH448058	5.8	6	44	82
DH408059	DH448059	5.9	6	44	82
DH408060	DH448060	6.0	6	44	82
DH408061	DH448061	6.1	8	53	91
DH408062	DH448062	6.2	8	53	91
DH408063	DH448063	6.3	8	53	91
DH408064	DH448064	6.4	8	53	91
DH408065	DH448065	6.5	8	53	91

▶ Other shank types are available on your request.

▶ NEXT PAGE

◎ : Excellent ○ : Good

ISO	P																			
Material Description	Non-alloy steel					Low alloy steel				High alloyed steel, and tool steel		Stainless steel			Grey cast iron		Nodular cast iron		Malleable cast iron	
VDI 3323	1	2	3	4	5	6	7	8	9	10	11	12	13	14	15	16	17	18	19	20
HRc		13	25	28	32	10	29	32	38	15	35	15	23	10	10	26	3	25		21
HB	125	190	250	270	300	180	275	300	350	200	325	200	240	180	180	260	160	250	130	230
Recommended		◎	◎	◎	○	◎	◎	○	○	◎	○	○	○		◎	○	◎	○	◎	○

ISO	N										S							H			
Material Description	Aluminum-wrought alloy		Aluminum-cast, alloyed			Copper and Copper Alloys (Bronze /Brass)			Non Metallic Materials		Heat Resistant Super Alloys					Titanium Alloys		Hardened steel		Chilled Cast Iron	Hardened Cast Iron
VDI 3323	21	22	23	24	25	26	27	28	29	30	31	32	33	34	35	36	37	38	39	40	41
HRc											15	30	25	38	34			55	60	42	55
HB	60	100	75	90	130	110	90	100			200	280	250	350	320	400 Rm	1050 Rm	550	630	400	550
Recommended																		○			

SERIES

TiAlN-COATED SOLID CARBIDE

DREAM DRILLS GENERAL with COOLANT HOLES (5XD)

PLAIN SHANK **DH408**

FLAT SHANK **DH448**

- ▶ Drilling for Steel, Cast Steel, Cast Iron, Malleable Cast Iron
- ▶ Self centering and chip breaking by R-thinning
- ▶ Wave shape and negative land on the cutting edge for low thrust stable torque and long tool life
- ▶ Optimized flute shape for strength of drilling and smooth chip evacuation

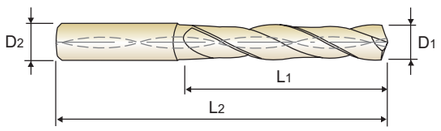

DIN 6537 | CARBIDE | 30° | h6 | m7 | 140° | 20 bar | TiAlN | p.61

LONG 5× D

Unit : mm

EDP No.		Drill Diameter	Shank Diameter	Flute Length	Overall Length
Plain	Flat	D1	D2	L1	L2
DH408066	DH448066	6.6	8	53	91
DH408067	DH448067	6.7	8	53	91
DH408068	DH448068	6.8	8	53	91
DH408069	DH448069	6.9	8	53	91
DH408070	DH448070	7.0	8	53	91
DH408071	DH448071	7.1	8	53	91
DH408072	DH448072	7.2	8	53	91
DH408073	DH448073	7.3	8	53	91
DH408074	DH448074	7.4	8	53	91
DH408075	DH448075	7.5	8	53	91
DH408076	DH448076	7.6	8	53	91
DH408077	DH448077	7.7	8	53	91
DH408078	DH448078	7.8	8	53	91
DH408079	DH448079	7.9	8	53	91
DH408080	DH448080	8.0	8	53	91
DH408081	DH448081	8.1	10	61	103
DH408082	DH448082	8.2	10	61	103
DH408083	DH448083	8.3	10	61	103
DH408084	DH448084	8.4	10	61	103
DH408085	DH448085	8.5	10	61	103
DH408086	DH448086	8.6	10	61	103
DH408087	DH448087	8.7	10	61	103
DH408088	DH448088	8.8	10	61	103
DH408089	DH448089	8.9	10	61	103
DH408090	DH448090	9.0	10	61	103
DH408091	DH448091	9.1	10	61	103
DH408092	DH448092	9.2	10	61	103
DH408093	DH448093	9.3	10	61	103

EDP No.		Drill Diameter	Shank Diameter	Flute Length	Overall Length
Plain	Flat	D1	D2	L1	L2
DH408094	DH448094	9.4	10	61	103
DH408095	DH448095	9.5	10	61	103
DH408096	DH448096	9.6	10	61	103
DH408097	DH448097	9.7	10	61	103
DH408098	DH448098	9.8	10	61	103
DH408099	DH448099	9.9	10	61	103
DH408100	DH448100	10.0	10	61	103
DH408101	DH448101	10.1	12	71	118
DH408102	DH448102	10.2	12	71	118
DH408103	DH448103	10.3	12	71	118
DH408104	DH448104	10.4	12	71	118
DH408105	DH448105	10.5	12	71	118
DH408106	DH448106	10.6	12	71	118
DH408107	DH448107	10.7	12	71	118
DH408108	DH448108	10.8	12	71	118
DH408109	DH448109	10.9	12	71	118
DH408110	DH448110	11.0	12	71	118
DH408111	DH448111	11.1	12	71	118
DH408112	DH448112	11.2	12	71	118
DH408113	DH448113	11.3	12	71	118
DH408114	DH448114	11.4	12	71	118
DH408115	DH448115	11.5	12	71	118
DH408116	DH448116	11.6	12	71	118
DH408117	DH448117	11.7	12	71	118
DH408118	DH448118	11.8	12	71	118
DH408119	DH448119	11.9	12	71	118
DH408120	DH448120	12.0	12	71	118
DH408125	DH448125	12.5	14	77	124

▶ Other shank types are available on your request.

▶ NEXT PAGE

◎ : Excellent ○ : Good

ISO	P											M			K					
Material Description	Non-alloy steel					Low alloy steel				High alloyed steel, and tool steel		Stainless steel			Grey cast iron		Nodular cast iron		Malleable cast iron	
VDI 3323	1	2	3	4	5	6	7	8	9	10	11	12	13	14	15	16	17	18	19	20
HRc		13	25	28	32	10	29	32	38	15	35	15	23	10	10	26	3	25		21
HB	125	190	250	270	300	180	275	300	350	200	325	200	240	180	180	260	160	250	130	230
Recommended		◎	◎	◎	○	◎	◎	○	○	◎	○	○	○		◎	○	◎	○	◎	○

ISO	N										S							H			
Material Description	Aluminum-wrought alloy		Aluminum-cast, alloyed			Copper and Copper Alloys (Bronze /Brass)			Non Metallic Materials		Heat Resistant Super Alloys					Titanium Alloys		Hardened steel		Chilled CastIron	Hardened CastIron
VDI 3323	21	22	23	24	25	26	27	28	29	30	31	32	33	34	35	36	37	38	39	40	41
HRc											15	30	25	38	34			55	60	42	55
HB	60	100	75	90	130	110	90	100			200	280	250	350	320	400 Rm	1050 Rm	550	630	400	550
Recommended																		○			

SERIES

TiAlN-COATED SOLID CARBIDE

DREAM DRILLS GENERAL with COOLANT HOLES (5XD)

PLAIN SHANK DH408

FLAT SHANK DH448

- ▶ Drilling for Steel, Cast Steel, Cast Iron, Malleable Cast Iron
- ▶ Self centering and chip breaking by R-thinning
- ▶ Wave shape and negative land on the cutting edge for low thrust stable torque and long tool life
- ▶ Optimized flute shape for strength of drilling and smooth chip evacuation

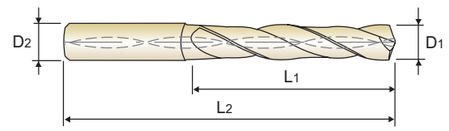

DIN 6537 | CARBIDE | 30° | h6 | m7 | 140° | 20 bar | TiAlN | p.61

LONG 5× D

Unit : mm

EDP No.		Drill Diameter	Shank Diameter	Flute Length	Overall Length
Plain	Flat	D1	D2	L1	L2
DH408130	DH448130	13.0	14	77	124
DH408135	DH448135	13.5	14	77	124
DH408140	DH448140	14.0	14	77	124
DH408145	DH448145	14.5	16	83	133
DH408150	DH448150	15.0	16	83	133
DH408155	DH448155	15.5	16	83	133
DH408160	DH448160	16.0	16	83	133
DH408165	DH448165	16.5	18	93	143

EDP No.		Drill Diameter	Shank Diameter	Flute Length	Overall Length
Plain	Flat	D1	D2	L1	L2
DH408170	DH448170	17.0	18	93	143
DH408175	DH448175	17.5	18	93	143
DH408180	DH448180	18.0	18	93	143
DH408185	DH448185	18.5	20	101	153
DH408190	DH448190	19.0	20	101	153
DH408195	DH448195	19.5	20	101	153
DH408200	DH448200	20.0	20	101	153

▶ Other shank types are available on your request.

◎ : Excellent ○ : Good

ISO	P											M			K					
Material Description	Non-alloy steel					Low alloy steel				High alloyed steel, and tool steel		Stainless steel			Grey cast iron		Nodular cast iron		Malleable cast iron	
VDI 3323	1	2	3	4	5	6	7	8	9	10	11	12	13	14	15	16	17	18	19	20
HRc		13	25	28	32	10	29	32	38	15	35	15	23	10	10	26	3	25		21
HB	125	190	250	270	300	180	275	300	350	200	325	200	240	180	180	260	160	250	130	230
Recommended		◎	◎	◎	○	◎	◎	○	○	◎	○	○	○		◎	○	◎	○	◎	○

ISO	N										S							H			
Material Description	Aluminum-wrought alloy		Aluminum-cast, alloyed			Copper and Copper Alloys (Bronze /Brass)			Non Metallic Materials		Heat Resistant Super Alloys					Titanium Alloys		Hardened steel		Chilled CastIron	Hardened CastIron
VDI 3323	21	22	23	24	25	26	27	28	29	30	31	32	33	34	35	36	37	38	39	40	41
HRc											15	30	25	38	34			55	60	42	55
HB	60	100	75	90	130	110	90	100			200	280	250	350	320	400 Rm	1050 Rm	550	630	400	550
Recommended																		○			

TiAlN-COATED SOLID CARBIDE

DREAM DRILLS GENERAL with COOLANT HOLES (8XD)

SERIES **DH421**

- ▶ Drilling for Steel, Cast Steel, Cast Iron, Malleable Cast Iron
- ▶ Self centering and chip breaking by R-thinning
- ▶ Wave shape and negative land on the cutting edge for low thrust stable torque and long tool life
- ▶ Optimized flute shape for strength of drilling and smooth chip evacuation

DIN 6537 | CARBIDE | 30° | h6 | m7 | 140° | 20 bar | TiAlN | p.61

EXTRA LONG
8× D

Unit : mm

EDP No.	Drill Diameter	Shank Diameter	Flute Length	Overall Length
TiAlN	D_1	D_2	L_1	L_2
DH421030	3.0	6	34	72
DH421031	3.1	6	34	72
DH421032	3.2	6	34	72
DH421033	3.3	6	34	72
DH421034	3.4	6	34	72
DH421035	3.5	6	34	72
DH421036	3.6	6	34	72
DH421037	3.7	6	34	72
DH421038	3.8	6	43	81
DH421039	3.9	6	43	81
DH421040	4.0	6	43	81
DH421041	4.1	6	43	81
DH421042	4.2	6	43	81
DH421043	4.3	6	43	81
DH421044	4.4	6	43	81
DH421045	4.5	6	43	81
DH421046	4.6	6	43	81
DH421047	4.7	6	43	81
DH421048	4.8	6	57	95
DH421049	4.9	6	57	95
DH421050	5.0	6	57	95
DH421051	5.1	6	57	95
DH421052	5.2	6	57	95
DH421053	5.3	6	57	95
DH421054	5.4	6	57	95
DH421055	5.5	6	57	95
DH421056	5.6	6	57	95
DH421057	5.7	6	57	95

EDP No.	Drill Diameter	Shank Diameter	Flute Length	Overall Length
TiAlN	D_1	D_2	L_1	L_2
DH421058	5.8	6	57	95
DH421059	5.9	6	57	95
DH421060	6.0	6	57	95
DH421061	6.1	8	76	114
DH421062	6.2	8	76	114
DH421063	6.3	8	76	114
DH421064	6.4	8	76	114
DH421065	6.5	8	76	114
DH421066	6.6	8	76	114
DH421067	6.7	8	76	114
DH421068	6.8	8	76	114
DH421069	6.9	8	76	114
DH421070	7.0	8	76	114
DH421071	7.1	8	76	114
DH421072	7.2	8	76	114
DH421073	7.3	8	76	114
DH421074	7.4	8	76	114
DH421075	7.5	8	76	114
DH421076	7.6	8	76	114
DH421077	7.7	8	76	114
DH421078	7.8	8	76	114
DH421079	7.9	8	76	114
DH421080	8.0	8	76	114
DH421081	8.1	10	95	142
DH421082	8.2	10	95	142
DH421083	8.3	10	95	142
DH421084	8.4	10	95	142
DH421085	8.5	10	95	142

▶ Other shank types are available on your request.

▶ NEXT PAGE

◎ : Excellent ○ : Good

ISO	P											M			K					
Material Description	Non-alloy steel					Low alloy steel				High alloyed steel, and tool steel		Stainless steel			Grey cast iron		Nodular cast iron		Malleable cast iron	
VDI 3323	1	2	3	4	5	6	7	8	9	10	11	12	13	14	15	16	17	18	19	20
HRc		13	25	28	32	10	29	32	38	15	35	15	23	10	10	26	3	25		21
HB	125	190	250	270	300	180	275	300	350	200	325	200	240	180	180	260	160	250	130	230
Recommended		◎	◎	◎	○	◎	◎	○	○	◎	○	○	○		◎	○	◎	○	◎	○

ISO	N										S							H			
Material Description	Aluminum-wrought alloy		Aluminum-cast, alloyed			Copper and Copper Alloys (Bronze /Brass)			Non Metallic Materials		Heat Resistant Super Alloys					Titanium Alloys		Hardened steel		Chilled Cast Iron	Hardened Cast Iron
VDI 3323	21	22	23	24	25	26	27	28	29	30	31	32	33	34	35	36	37	38	39	40	41
HRc											15	30	25	38	34			55	60	42	55
HB	60	100	75	90	130	110	90	100			200	280	250	350	320	400 Rm	1050 Rm	550	630	400	550
Recommended																		○			

TiAlN-COATED SOLID CARBIDE

DREAM DRILLS GENERAL with COOLANT HOLES (8XD)

SERIES DH421

- ▶ Drilling for Steel, Cast Steel, Cast Iron, Malleable Cast Iron
- ▶ Self centering and chip breaking by R-thinning
- ▶ Wave shape and negative land on the cutting edge for low thrust stable torque and long tool life
- ▶ Optimized flute shape for strength of drilling and smooth chip evacuation

DIN 6537 | CARBIDE | 30° | h6 | m7 | 140° | 20 bar | TiAlN | p.61

EXTRA LONG
8× D

Unit : mm

EDP No.	Drill Diameter	Shank Diameter	Flute Length	Overall Length
TiAlN	D_1	D_2	L_1	L_2
DH421086	8.6	10	95	142
DH421087	8.7	10	95	142
DH421088	8.8	10	95	142
DH421089	8.9	10	95	142
DH421090	9.0	10	95	142
DH421091	9.1	10	95	142
DH421092	9.2	10	95	142
DH421093	9.3	10	95	142
DH421094	9.4	10	95	142
DH421095	9.5	10	95	142
DH421096	9.6	10	95	142
DH421097	9.7	10	95	142
DH421098	9.8	10	95	142
DH421099	9.9	10	95	142
DH421100	10.0	10	95	142
DH421101	10.1	12	114	162
DH421102	10.2	12	114	162
DH421103	10.3	12	114	162
DH421104	10.4	12	114	162
DH421105	10.5	12	114	162
DH421106	10.6	12	114	162
DH421107	10.7	12	114	162
DH421108	10.8	12	114	162
DH421109	10.9	12	114	162
DH421110	11.0	12	114	162
DH421111	11.1	12	114	162
DH421112	11.2	12	114	162
DH421113	11.3	12	114	162

EDP No.	Drill Diameter	Shank Diameter	Flute Length	Overall Length
TiAlN	D_1	D_2	L_1	L_2
DH421114	11.4	12	114	162
DH421115	11.5	12	114	162
DH421116	11.6	12	114	162
DH421117	11.7	12	114	162
DH421118	11.8	12	114	162
DH421119	11.9	12	114	162
DH421120	12.0	12	114	162
DH421125	12.5	14	133	178
DH421130	13.0	14	133	178
DH421135	13.5	14	133	178
DH421140	14.0	14	133	178

▶ Other shank types are available on your request.

◎ : Excellent ○ : Good

ISO	P											M			K					
Material Description	Non-alloy steel					Low alloy steel				High alloyed steel, and tool steel		Stainless steel			Grey cast iron		Nodular cast iron		Malleable cast iron	
VDI 3323	1	2	3	4	5	6	7	8	9	10	11	12	13	14	15	16	17	18	19	20
HRc		13	25	28	32	10	29	32	38	15	35	15	23	10	10	26	3	25		21
HB	125	190	250	270	300	180	275	300	350	200	325	200	240	180	180	260	160	250	130	230
Recommended		◎	◎	◎	○	◎	◎	○	○	◎	○	○	○		◎	○	◎	○	◎	○

ISO	N										S							H			
Material Description	Aluminum-wrought alloy		Aluminum-cast, alloyed			Copper and Copper Alloys (Bronze /Brass)			Non Metallic Materials		Heat Resistant Super Alloys					Titanium Alloys		Hardened steel		Chilled Cast Iron	Hardened Cast Iron
VDI 3323	21	22	23	24	25	26	27	28	29	30	31	32	33	34	35	36	37	38	39	40	41
HRc											15	30	25	38	34			55	60	42	55
HB	60	100	75	90	130	110	90	100			200	280	250	350	320	400 Rm	1050 Rm	550	630	400	550
Recommended																		○			

DH404, DH423, DH443, DH424, DH444 SERIES without COOLANT HOLES

Vc = m/min.
RPM = rev./min.
FEED = mm/rev.

ISO	VDI 3323	Material Description	Vc	Parameter	Drill Diameter (mm) 1.0	2.0	Vc	Parameter	Drill Diameter (mm) 3.0	4.0	5.0	6.0
P	2	Non-alloy steel	70	RPM	22280	11140	100	RPM	10610	7960	6370	5310
				FEED	0.03-0.05	0.05-0.07		FEED	0.06-0.12	0.08-0.14	0.14-0.20	0.16-0.22
	3		70	RPM	22280	11140	100	RPM	10610	7960	6370	5310
				FEED	0.03-0.05	0.05-0.07		FEED	0.06-0.12	0.08-0.14	0.14-0.20	0.16-0.22
	4		70	RPM	22280	11140	100	RPM	10610	7960	6370	5310
				FEED	0.03-0.05	0.05-0.07		FEED	0.04-0.10	0.07-0.13	0.10-0.16	0.12-0.18
	5		60	RPM	19100	9550	80	RPM	8490	6370	5090	4240
				FEED	0.03-0.05	0.05-0.07		FEED	0.04-0.10	0.07-0.13	0.10-0.16	0.12-0.18
	6	Low alloy steel	70	RPM	22280	11140	100	RPM	10610	7960	6370	5310
				FEED	0.03-0.05	0.05-0.07		FEED	0.06-0.12	0.08-0.14	0.14-0.20	0.16-0.22
	7		60	RPM	19100	9550	80	RPM	8490	6370	5090	4240
				FEED	0.03-0.05	0.05-0.07		FEED	0.06-0.12	0.08-0.14	0.14-0.20	0.16-0.22
	8		60	RPM	19100	9550	80	RPM	8490	6370	5090	4240
				FEED	0.02-0.04	0.03-0.05		FEED	0.04-0.10	0.07-0.13	0.10-0.16	0.12-0.18
	9		30	RPM	9550	4770	40	RPM	4240	3180	2550	2120
				FEED	0.02-0.04	0.03-0.05		FEED	0.03-0.08	0.05-0.11	0.08-0.14	0.10-0.16
	10	High alloyed steel, and tool steel	50	RPM	15920	7960	70	RPM	7430	5570	4460	3710
				FEED	0.03-0.05	0.05-0.07		FEED	0.04-0.10	0.07-0.13	0.10-0.16	0.12-0.18
	11		30	RPM	9550	4770	40	RPM	4240	3180	2550	2120
				FEED	0.02-0.04	0.03-0.05		FEED	0.03-0.08	0.05-0.11	0.08-0.14	0.10-0.16
M	12	Stainless steel	50	RPM	15920	7960	70	RPM	7430	5570	4460	3710
				FEED	0.03-0.05	0.05-0.07		FEED	0.06-0.12	0.08-0.14	0.14-0.20	0.16-0.22
	13		35	RPM	11140	5570	45	RPM	4770	3580	2860	2390
				FEED	0.02-0.04	0.03-0.05		FEED	0.04-0.10	0.07-0.13	0.10-0.16	0.12-0.18
K	15	Grey cast iron	70	RPM	22280	11140	100	RPM	10610	7960	6370	5310
				FEED	0.04-0.06	0.04-0.06		FEED	0.08-0.14	0.12-0.18	0.15-0.22	0.20-0.26
	16		65	RPM	20690	10350	80	RPM	8490	6370	5090	4240
				FEED	0.04-0.06	0.04-0.06		FEED	0.06-0.12	0.08-0.14	0.14-0.20	0.16-0.22
	17	Nodular cast iron	70	RPM	22280	11140	100	RPM	10610	7960	6370	5310
				FEED	0.04-0.06	0.04-0.06		FEED	0.08-0.14	0.12-0.18	0.15-0.22	0.20-0.26
	18		50	RPM	15920	7960	70	RPM	7430	5570	4460	3710
				FEED	0.04-0.06	0.04-0.06		FEED	0.06-0.12	0.08-0.14	0.14-0.20	0.16-0.22
	19	Malleable cast iron	60	RPM	19100	9550	80	RPM	8490	6370	5090	4240
				FEED	0.04-0.06	0.04-0.06		FEED	0.08-0.14	0.12-0.18	0.15-0.22	0.20-0.26
	20		50	RPM	15920	7960	70	RPM	7430	5570	4460	3710
				FEED	0.03-0.05	0.05-0.07		FEED	0.06-0.12	0.08-0.14	0.14-0.20	0.16-0.22
H	38	Hardened steel	20	RPM	6370	3180	25	RPM	2650	1990	1590	1330
				FEED	0.01-0.02	0.01-0.03		FEED	0.01-0.03	0.01-0.04	0.02-0.05	0.03-0.06

ISO	VDI 3323	Material Description	Vc	Parameter	Drill Diameter (mm) 8.0	10.0	12.0	14.0	16.0	18.0	20.0
P	2	Non-alloy steel	100	RPM	3980	3180	2650	2270	1990	1770	1590
				FEED	0.18-0.24	0.19-0.27	0.21-0.29	0.23-0.31	0.25-0.33	0.28-0.38	0.30-0.40
	3		100	RPM	3980	3180	2650	2270	1990	1770	1590
				FEED	0.18-0.24	0.19-0.27	0.21-0.29	0.23-0.31	0.25-0.33	0.28-0.38	0.30-0.40
	4		100	RPM	3980	3180	2650	2270	1990	1770	1590
				FEED	0.14-0.20	0.15-0.23	0.17-0.25	0.18-0.26	0.19-0.27	0.20-0.30	0.22-0.32
	5		80	RPM	3180	2550	2120	1820	1590	1410	1270
				FEED	0.14-0.20	0.15-0.23	0.17-0.25	0.18-0.26	0.19-0.27	0.20-0.30	0.22-0.32
	6	Low alloy steel	100	RPM	3980	3180	2650	2270	1990	1770	1590
				FEED	0.18-0.24	0.19-0.27	0.21-0.29	0.23-0.31	0.25-0.33	0.28-0.38	0.30-0.40
	7		80	RPM	3180	2550	2120	1820	1590	1410	1270
				FEED	0.18-0.24	0.19-0.27	0.21-0.29	0.23-0.31	0.25-0.33	0.28-0.38	0.30-0.40
	8		80	RPM	3180	2550	2120	1820	1590	1410	1270
				FEED	0.14-0.20	0.15-0.23	0.17-0.25	0.18-0.26	0.19-0.27	0.20-0.30	0.22-0.32
	9		40	RPM	1590	1270	1060	910	800	710	640
				FEED	0.12-0.18	0.13-0.19	0.14-0.20	0.15-0.21	0.16-0.22	0.17-0.25	0.18-0.28
	10	High alloyed steel, and tool steel	70	RPM	2790	2230	1860	1590	1390	1240	1110
				FEED	0.14-0.20	0.15-0.23	0.17-0.25	0.18-0.26	0.19-0.27	0.20-0.30	0.22-0.32
	11		40	RPM	1590	1270	1060	910	800	710	640
				FEED	0.12-0.18	0.13-0.19	0.14-0.20	0.15-0.21	0.16-0.22	0.17-0.25	0.18-0.28
M	12	Stainless steel	70	RPM	2790	2230	1860	1590	1390	1240	1110
				FEED	0.18-0.24	0.19-0.27	0.21-0.29	0.23-0.31	0.25-0.33	0.28-0.38	0.30-0.40
	13		45	RPM	1790	1430	1190	1020	900	800	720
				FEED	0.14-0.20	0.15-0.23	0.17-0.25	0.18-0.26	0.19-0.27	0.20-0.30	0.22-0.32
K	15	Grey cast iron	100	RPM	3980	3180	2650	2270	1990	1770	1590
				FEED	0.22-0.28	0.25-0.33	0.27-0.35	0.29-0.37	0.31-0.39	0.32-0.42	0.34-0.44
	16		80	RPM	3180	2550	2120	1820	1590	1410	1270
				FEED	0.18-0.24	0.19-0.27	0.21-0.29	0.23-0.31	0.25-0.33	0.28-0.38	0.30-0.40
	17	Nodular cast iron	100	RPM	3980	3180	2650	2270	1990	1770	1590
				FEED	0.22-0.28	0.25-0.33	0.27-0.35	0.29-0.37	0.31-0.39	0.32-0.42	0.34-0.44
	18		70	RPM	2790	2230	1860	1590	1390	1240	1110
				FEED	0.18-0.24	0.19-0.27	0.21-0.29	0.23-0.31	0.25-0.33	0.28-0.38	0.30-0.40
	19	Malleable cast iron	80	RPM	3180	2550	2120	1820	1590	1410	1270
				FEED	0.22-0.28	0.25-0.33	0.27-0.35	0.29-0.37	0.31-0.39	0.32-0.42	0.34-0.44
	20		70	RPM	2790	2230	1860	1590	1390	1240	1110
				FEED	0.18-0.24	0.19-0.27	0.21-0.29	0.23-0.31	0.25-0.33	0.28-0.38	0.30-0.40
H	38	Hardened steel	25	RPM	990	800	660	570	500	440	400
				FEED	0.03-0.06	0.04-0.07	0.04-0.08	0.05-0.09	0.05-0.09	0.05-0.10	0.05-0.10

▶ Recommend to reduce the feed rate as following **Feed 100%** : DH404(3×D), DH423(3×D), DH424(5×D)

DH406, DH446, DH408, DH448, DH421 SERIES with COOLANT HOLES

Vc = m/min.
RPM = rev./min.
FEED = mm/rev.

ISO	VDI 3323	Material Description	Vc	Parameter	Drill Diameter (mm) 1.0	2.0	Vc	Parameter	Drill Diameter (mm) 3.0	4.0	5.0	6.0
P	2	Non-alloy steel	80	RPM	25460	12730	110	RPM	11670	8750	7000	5840
				FEED	0.03-0.05	0.05-0.07		FEED	0.06-0.12	0.08-0.14	0.14-0.20	0.16-0.22
	3		80	RPM	25460	12730	110	RPM	11670	8750	7000	5840
				FEED	0.03-0.05	0.05-0.07		FEED	0.06-0.12	0.08-0.14	0.14-0.20	0.16-0.22
	4		80	RPM	25460	12730	110	RPM	11670	8750	7000	5840
				FEED	0.03-0.05	0.05-0.07		FEED	0.04-0.10	0.07-0.13	0.10-0.16	0.12-0.18
	5		70	RPM	22280	11140	90	RPM	9550	7160	5730	4770
				FEED	0.03-0.05	0.05-0.07		FEED	0.04-0.10	0.07-0.13	0.10-0.16	0.12-0.18
	6	Low alloy steel	80	RPM	25460	12730	110	RPM	11670	8750	7000	5840
				FEED	0.03-0.05	0.05-0.07		FEED	0.06-0.12	0.08-0.14	0.14-0.20	0.16-0.22
	7		70	RPM	22280	11140	90	RPM	9550	7160	5730	4770
				FEED	0.03-0.05	0.05-0.07		FEED	0.06-0.12	0.08-0.14	0.14-0.20	0.16-0.22
	8		70	RPM	22280	11140	90	RPM	9550	7160	5730	4770
				FEED	0.02-0.04	0.03-0.05		FEED	0.04-0.10	0.07-0.13	0.10-0.16	0.12-0.18
	9		40	RPM	12730	6370	50	RPM	5310	3980	3180	2650
				FEED	0.02-0.04	0.03-0.05		FEED	0.03-0.08	0.05-0.11	0.08-0.14	0.10-0.16
	10	High alloyed steel, and tool steel	60	RPM	19100	9550	80	RPM	8490	6370	5090	4240
				FEED	0.03-0.05	0.05-0.07		FEED	0.04-0.10	0.07-0.13	0.10-0.16	0.12-0.18
	11		40	RPM	12730	6370	45	RPM	4770	3580	2860	2390
				FEED	0.02-0.04	0.03-0.05		FEED	0.03-0.08	0.05-0.11	0.08-0.14	0.10-0.16
M	12	Stainless steel	60	RPM	19100	9550	80	RPM	8490	6370	5090	4240
				FEED	0.03-0.05	0.05-0.07		FEED	0.06-0.12	0.08-0.14	0.14-0.20	0.16-0.22
	13		45	RPM	14320	7160	55	RPM	5840	4380	3500	2920
				FEED	0.02-0.04	0.03-0.05		FEED	0.04-0.10	0.07-0.13	0.10-0.16	0.12-0.18
K	15	Grey cast iron	80	RPM	25460	12730	110	RPM	11670	8750	7000	5840
				FEED	0.04-0.06	0.04-0.06		FEED	0.08-0.14	0.12-0.18	0.15-0.22	0.20-0.26
	16		75	RPM	23870	11940	95	RPM	10080	7560	6050	5040
				FEED	0.04-0.06	0.04-0.06		FEED	0.06-0.12	0.08-0.14	0.14-0.20	0.16-0.22
	17	Nodular cast iron	90	RPM	28650	14320	120	RPM	12730	9550	7640	6370
				FEED	0.04-0.06	0.04-0.06		FEED	0.08-0.14	0.12-0.18	0.15-0.22	0.20-0.26
	18		60	RPM	19100	9550	80	RPM	8490	6370	5090	4240
				FEED	0.04-0.06	0.04-0.06		FEED	0.06-0.12	0.08-0.14	0.14-0.20	0.16-0.22
	19	Malleable cast iron	70	RPM	22280	11140	90	RPM	9550	7160	5730	4770
				FEED	0.04-0.06	0.04-0.06		FEED	0.08-0.14	0.12-0.18	0.15-0.22	0.20-0.26
	20		60	RPM	19100	9550	80	RPM	8490	6370	5090	4240
				FEED	0.03-0.05	0.05-0.07		FEED	0.06-0.12	0.08-0.14	0.14-0.20	0.16-0.22
H	38	Hardened steel	25	RPM	7960	3980	30	RPM	3180	2390	1910	1590
				FEED	0.01-0.02	0.01-0.03		FEED	0.01-0.03	0.01-0.04	0.02-0.05	0.03-0.06

ISO	VDI 3323	Material Description	Vc	Parameter	Drill Diameter (mm) 8.0	10.0	12.0	14.0	16.0	18.0	20.0
P	2	Non-alloy steel	110	RPM	4380	3500	2920	2500	2190	1950	1750
				FEED	0.18-0.24	0.19-0.27	0.21-0.29	0.23-0.31	0.25-0.33	0.28-0.38	0.30-0.40
	3		110	RPM	4380	3500	2920	2500	2190	1950	1750
				FEED	0.18-0.24	0.19-0.27	0.21-0.29	0.23-0.31	0.25-0.33	0.28-0.38	0.30-0.40
	4		110	RPM	4380	3500	2920	2500	2190	1950	1750
				FEED	0.14-0.20	0.15-0.23	0.17-0.25	0.18-0.26	0.19-0.27	0.20-0.30	0.22-0.32
	5		90	RPM	3580	2860	2390	2050	1790	1590	1430
				FEED	0.14-0.20	0.15-0.23	0.17-0.25	0.18-0.26	0.19-0.27	0.20-0.30	0.22-0.32
	6	Low alloy steel	110	RPM	4380	3500	2920	2500	2190	1950	1750
				FEED	0.18-0.24	0.19-0.27	0.21-0.29	0.23-0.31	0.25-0.33	0.28-0.38	0.30-0.40
	7		90	RPM	3580	2860	2390	2050	1790	1590	1430
				FEED	0.18-0.24	0.19-0.27	0.21-0.29	0.23-0.31	0.25-0.33	0.28-0.38	0.30-0.40
	8		90	RPM	3580	2860	2390	2050	1790	1590	1430
				FEED	0.14-0.20	0.15-0.23	0.17-0.25	0.18-0.26	0.19-0.27	0.20-0.30	0.22-0.32
	9		50	RPM	1990	1590	1330	1140	990	880	800
				FEED	0.12-0.18	0.13-0.19	0.14-0.20	0.15-0.21	0.16-0.22	0.17-0.25	0.18-0.28
	10	High alloyed steel, and tool steel	80	RPM	3180	2550	2120	1820	1590	1410	1270
				FEED	0.14-0.20	0.15-0.23	0.17-0.25	0.18-0.26	0.19-0.27	0.20-0.30	0.22-0.32
	11		45	RPM	1790	1430	1190	1020	900	800	720
				FEED	0.12-0.18	0.13-0.19	0.14-0.20	0.15-0.21	0.16-0.22	0.17-0.25	0.18-0.28
M	12	Stainless steel	80	RPM	3180	2550	2120	1820	1590	1410	1270
				FEED	0.18-0.24	0.19-0.27	0.21-0.29	0.23-0.31	0.25-0.33	0.28-0.38	0.30-0.40
	13		55	RPM	2190	1750	1460	1250	1090	970	880
				FEED	0.14-0.20	0.15-0.23	0.17-0.25	0.18-0.26	0.19-0.27	0.20-0.30	0.22-0.32
K	15	Grey cast iron	110	RPM	4380	3500	2920	2500	2190	1950	1750
				FEED	0.22-0.28	0.25-0.33	0.27-0.35	0.29-0.37	0.31-0.39	0.32-0.42	0.34-0.44
	16		95	RPM	3780	3020	2520	2160	1890	1680	1510
				FEED	0.18-0.24	0.19-0.27	0.21-0.29	0.23-0.31	0.25-0.33	0.28-0.38	0.30-0.40
	17	Nodular cast iron	120	RPM	4770	3820	3180	2730	2390	2120	1910
				FEED	0.22-0.28	0.25-0.33	0.27-0.35	0.29-0.37	0.31-0.39	0.32-0.42	0.34-0.44
	18		80	RPM	3180	2550	2120	1820	1590	1410	1270
				FEED	0.18-0.24	0.19-0.27	0.21-0.29	0.23-0.31	0.25-0.33	0.28-0.38	0.30-0.40
	19	Malleable cast iron	90	RPM	3580	2860	2390	2050	1790	1590	1430
				FEED	0.22-0.28	0.25-0.33	0.27-0.35	0.29-0.37	0.31-0.39	0.32-0.42	0.34-0.44
	20		80	RPM	3180	2550	2120	1820	1590	1410	1270
				FEED	0.18-0.24	0.19-0.27	0.21-0.29	0.23-0.31	0.25-0.33	0.28-0.38	0.30-0.40
H	38	Hardened steel	30	RPM	1190	950	800	680	600	530	480
				FEED	0.03-0.06	0.04-0.07	0.04-0.08	0.05-0.09	0.05-0.09	0.05-0.10	0.05-0.10

▶ Recommend to reduce the feed rate as following **Feed 100%** : DH406(3×D), DH408(5×D) **Feed 75%** : DH421(8×D)