


Mlay

Permanent lifting magnets

The manually operated permanent lifting magnets with swiveling single or double hooks are ideal for horizontal and vertical transport of materials.




MLAY 600



MLAY 1000x12

Application

- + For thin and thick sheets depending on magnet size
- + For use on the crane
- + In mechanical engineering, tool manufacturing, plant engineering, steel construction, ship-building, transport company or materials store





MLAY 1000x3

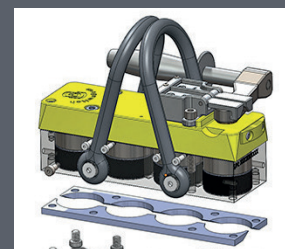

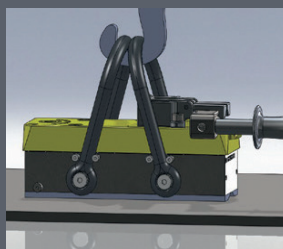


Professional-advantages

- + Absolutely safe lifting – with 3-times safety factor (the pull-off strength is 3 times of the recommended lifting force)
- + The safety lock prevents accidental release under load
- + Smooth switching ON/OFF via hand lever
- + Swiveling single or double hook depending on magnet size

Features

- ☺ Double hook stabilizes the load and reduces dangerous vibrations
- ☺ Single hook for vertical transport
- ☺ Exchangeable pole shoes



Technical data

	Dimensions [L x W x H]			Load	Load	Min. thick-	Weight	No.
	[mm]			SWL 3:1	[vertical trans- port]	ness	[kg]	
				Fh [kg]	Fv [kg]	[mm]		
Mlay 600	106	52	184	90	30	12,7	2	63146
Mlay 600x2	221	166	171	166	55	12,7	4,3	64834
Mlay 600x4	236	166	167	346	115	12,7	8,1	63477
Mlay 1000	148	73	254	151	50	19,1	5,2	62315
Mlay 1000x2	251	196	270	302	100	19,1	10,8	62891
Mlay 1000x3	272	196	265	414	138	19,1	16,6	66764
Mlay 1000x4	351	196	251	591	197	19,1	20,5	63980
Mlay 1000x6	511	196	243	977	325	25,4	27,4	66281
Mlay 1000x12	496	307	302	1825	608	31,8	55	63739